

IELTS SPEAKING COURSE

WEEK 38

PLACES

WATER & COASTAL AREAS

Learning Objectives

- **Speaking:** Speak fluently about Water & Coastal Areas using Part 2 structure.
- **Vocab:** Use 7 target words (e.g., *Serene*) in context.
- **Grammar:** Use narrative tenses or relevant grammar for water and coastal areas.

Criteria

"I can speak for 2 mins about Water & Coastal Areas using 2 idioms."

Differentiation

Band 5.0 (Support)

- Sentence Starter: 'This person is special because...'
- Peer Check: Specific personal questions

Band 6.0+ (Stretch)

- Transitions: 'Additionally...!', 'Furthermore...!'
- Peer Check: Ask specific questions about family members.

PLAN A

Lesson Procedure – Classroom Only

80 MIN

Default plan. Six phases, full 80-min classroom delivery. AI-assisted homework remains unsupervised.

TIME	TEACHER	STUDENTS
SEC 1 0–10 min LEAD-IN	<ul style="list-style-type: none"> • Show a 5-min warmup Bilibili video on families. 	<ul style="list-style-type: none"> • Watch the video and discuss in pairs. • Be ready to give opinions when called on.
SEC 2 10–25 min INPUT	<ul style="list-style-type: none"> • Check understanding of idioms and vocab with CCQs. • Play model answer with UK / US / Both TTS accents on screen. 	<ul style="list-style-type: none"> • Repeat pronunciation of TTS in UK or US accent. • Answer the CCQs on vocab.
SEC 3 25–35 min VOCAB DRILL	<ul style="list-style-type: none"> • Drill pronunciation of vocab and test recall of recycled words. 	<ul style="list-style-type: none"> • Say your own sentences with vocabulary words and idioms to teacher.
SEC 4 35–50 min PLANNING	<ul style="list-style-type: none"> • Allow 10 minutes to plan answers on 3 spider diagrams with bullet point notes. • Circulate and assist lower-level students (check 4 branches). 	<ul style="list-style-type: none"> • Create your Spidergram notes (Who / When / What / Why).
SEC 5 50–75 min SPEAKING CIRCUIT	<ul style="list-style-type: none"> • Run 4-3-2 Speaking circuit in pairs. • Students stand and move around the room. 	<ul style="list-style-type: none"> • Repeat your answer 2× alone – faster each round. • Round 3 with a partner to push you to speak fast minimum 2 mins.
SEC 6 75–80 min REVIEW	<ul style="list-style-type: none"> • Review and correct errors on board. • Exit Ticket: Ask for one idiomatic sentence to leave class. 	<ul style="list-style-type: none"> • Write corrected errors on the board into your books. • Say one idiomatic sentence to leave the class.

HOMEWORK Writing draft + AI correction (Page 10). Online Recording and TTS tasks A-C (Shadowing, Memorising, Recording).

Interactive Lessons MUST use Microsoft Edge Browser for High Quality Natural TTS Voices.

PLAN B

Lesson Procedure – Computer Lab + Classroom

40 + 40 MIN

Use when AI-supervised practice is available. Input, Pronunciation Drills and Writing HW move to the lab; classroom shrinks to 40 min.

COMPUTER LAB • 40 MIN • SUPERVISED

TIME	TEACHER	STUDENTS
SEC 2 0–20 min WRITING HW	<ul style="list-style-type: none"> On LAST LESSON's Interactive Handout: Students type LAST lesson's Part 2 answer on Page 10 of the Interactive Student Handout, then AI correct. 	<ul style="list-style-type: none"> Type then AI correct YOUR LAST LESSON's Part 2 answer. Handwrite the AI polished version into your textbook.
SEC 3 20–40 min SHADOW & RECORD	<ul style="list-style-type: none"> From TODAY's Lesson's Interactive Handout. Observe: TTS pronunciation practice – individual words, sentence by sentence, whole model answer. Students can choose to build UK or US native sounding accents. 	<ul style="list-style-type: none"> Shadow / Record / Listen to all target vocab and Model answer using UK/US TTS until pronunciation is clean.


CLASSROOM • 40 MIN

TIME	TEACHER	STUDENTS
SEC 1 0–5 min LEAD-IN	<ul style="list-style-type: none"> Play the 5-min Bilibili warm-up video. Cold-call 2–3 students for opening thoughts. 	<ul style="list-style-type: none"> Watch and discuss briefly in pairs. Answer Teacher's discussion questions.
SEC 4 5–15 min PLANNING	<ul style="list-style-type: none"> Give students 10 minutes to brainstorm bullet points for ALL 3 spider diagram questions. 	<ul style="list-style-type: none"> Create your Spidergram bullet points (Who / When / What / Why).
SEC 5 15–35 min SPEAKING CIRCUIT	<ul style="list-style-type: none"> Run 4-3-2 Speaking circuit in pairs. Students stand and move around the room. 	<ul style="list-style-type: none"> Repeat your answer 2x alone – faster each round. Round 3 with a partner to push you to speak fast; minimum 2 mins.
SEC 6 35–40 min REVIEW	<ul style="list-style-type: none"> Review and correct errors on board. Exit Ticket: ask for one idiomatic sentence to leave class. 	<ul style="list-style-type: none"> Write corrected errors from the board into your books. Say one idiomatic sentence to leave the class.

CUT IN LAB MODE

Sec 2 • 3 – Input, Vocab Drill and Writing HW dropped from classroom (handled with AI feedback in the lab).

HOMEWORK Tasks A–C (Shadowing, Memorising, Tongue Twisters) for fast-finishers.

 Target Vocabulary & Idioms
Serene 宁静的

Serenity N

Breathtaking 美得惊人的

Adjective

Refreshing 令人耳目一新的

Refresh V

Coastal 沿海的

Coast N

Polluted 被污染的

Pollute V · Pollution N

Neighborly 友好的 (people)

Neighbor N

Generous 慷慨的 (nature)

Generosity N

 IDIOMS

A stone's throw away Noun Phrase


一箭之遥

Soak up the sun V2 Soaked

沐浴阳光

Crystal clear Adjective Phrase


晶莹剔透

 **Part 2 Model Question:** Describe a place near water (such as a river, lake, or the ocean) that you enjoyed visiting.

You should say: **Where** this place was, **What** you did there, **Who** you went with, **And** explain why you liked this place.

 Band 7 Model Answer

To begin with, I want to describe a serene (宁静的) bay, which is incredibly breathtaking (美得惊人的), and which I visited last summer. Honestly, the water there is absolutely crystal clear (清澈见底) and perfectly safe for swimming. Furthermore, the local people are extremely neighborly (友好的) and welcoming to all tourists. Actually, the beach is just a stone's throw away (近在咫尺) from a very comfortable hotel. During the day, I simply loved to soak up the sun (沐浴阳光) on the warm sand. Moreover, the cool ocean breeze felt so refreshing (令人耳目一新的). Thankfully, the beautiful coastal (沿海的) environment was not polluted (被污染的) at all. Ultimately, nature was very generous (慷慨的) to this stunning place.

 **Analysis:** Look for the **Red** sentence (3 clauses) and **Blue** words (Transitions).
Use a 3-Clause sentence in the **FIRST** sentence every time.

Brainstorming MindMap Part 2: Q1

Describe a family member who you are proud of. You should say: **Who** this person is, **When** this happened, **What** this person did, **And** explain why you felt proud.

1. WHERE:

Blue lake

2. WHAT:

Swam fast

PLACE
NEAR

3. WHO:

Good view

4. WHY:

Felt calm

 **Activity: Stand up! Find a new partner on the whiteboard.**

Part 2: Q2

Describe a holiday destination you would like to visit. You should say: **Where** it is located, **How** you would travel there, **What** you would do there, **And** explain why this place attracts you.

1. WHERE:

Hot island

2. HOW:

Eat fish

HOLIDAY
DESTINATION

3. WHAT:

Play games

4. WHY:

Relax there

Part 2: Q3

Describe a place in your country that is famous for its natural beauty. You should say: **Where** it is, **What** it looks like, **Why** it is famous, **And** explain if you think it is a good place for tourists.

1. WHERE:

Big river

2. WHAT:

Walk far

PLACE
COUNTRY

3. WHY:

See birds

4. WHY:

Take photos

Learning Objectives

- **Logic:** Use O.R.E. logic to answer Part 3 questions.
- **Vocab:** Use Abstract Nouns (e.g., *Maritime*).
- **Speaking:** Discuss abstract ideas about water and coastal areas.

Criteria

"I can answer 3 abstract questions about Water & Coastal Areas using O.R.E."

Differentiation

Band 5.0 (Support)

- Sentence Starter: 'In my opinion...'
- Peer Check: Specific personal questions

Band 6.0+ (Stretch)

- Transitions: 'Undeniably...!', 'It is widely acknowledged that...'
- Peer Check: Challenge questions about family members (e.g., 'Is this always true?').

PLAN A

Lesson Procedure – Classroom Only

80 MIN

Default plan. Five phases, full 80-min classroom delivery for Part 3 abstract questions.

TIME	TEACHER	STUDENTS
<p>SEC 1</p> <p>0–10 min</p> <p>INTRO</p>	<ul style="list-style-type: none"> • Choose 5-min Bilibili warm-up video. • Explain that Part 3 is about 'World', not 'Self'. 	<ul style="list-style-type: none"> • Watch the video and discuss in pairs. • Be ready to give opinions when called on.
<p>SEC 2</p> <p>10–25 min</p> <p>LOGIC INPUT</p>	<ul style="list-style-type: none"> • Teach the O.R.E. framework (Opinion → Reason → Example). • Check understanding of idioms and vocab with CCQs. • Play model answer with UK / US / Both TTS accents on screen. 	<ul style="list-style-type: none"> • Answer the CCQs on vocab. • Repeat pronunciation of TTS in UK or US accent.
<p>SEC 3</p> <p>25–50 min</p> <p>PLANNING</p>	<ul style="list-style-type: none"> • Guide planning of Q1–Q6 answers – 5 min per question. • Correct grammar/vocab live on the board as students write. 	<ul style="list-style-type: none"> • Stand up. Write on boards. • Write full O.R.E. answers for Q1–Q2. • Bullet points for Q3–Q6.
<p>SEC 4</p> <p>50–70 min</p> <p>SPEAKING CIRCUIT</p>	<ul style="list-style-type: none"> • Run 4-3-2 Speaking circuit in pairs. Students stand and move around the room. • Run spot tests. Correct errors. 	<ul style="list-style-type: none"> • Repeat your answer 2x alone – faster each round. • Round 3 with a partner to push you to speak fast – minimum 1 min.
<p>SEC 5</p> <p>70–80 min</p> <p>REVIEW</p>	<ul style="list-style-type: none"> • Review and correct errors on the board. • Exit Ticket: ask for one idiomatic sentence to leave class. 	<ul style="list-style-type: none"> • Write corrected errors from the board into your books. • Say one idiomatic sentence to leave the class.

HOMEWORK Record all Part 3 answers using the interactive lessons. Memorise and record next week's Part 2 model answer.

Interactive Lessons MUST use Microsoft Edge Browser for High Quality Natural TTS Voices.

PLAN B

Lesson Procedure – Computer Lab + Classroom

40 + 40 MIN

Use when AI-supervised practice is available. Recording Homework and Shadowing move to the lab; classroom keeps the high-pressure live speaking circuit.

COMPUTER LAB • 40 MIN • SUPERVISED

TIME	TEACHER	STUDENTS
<p>SEC 2</p> <p>0–20 min</p> <p>RECORDING HOMEWORK</p>	<ul style="list-style-type: none"> On LAST LESSON's Interactive Handout: Students record answers to all Part 3 answers in the Interactive Student Handout. 	<ul style="list-style-type: none"> Record all 6 Part 3 answers from LAST LESSON.
<p>SEC 3</p> <p>20–40 min</p> <p>SHADOW & RECORD</p>	<ul style="list-style-type: none"> From TODAY's Lesson's Interactive Handout. Observe: TTS pronunciation practice – individual words, sentence by sentence, whole model answers. Students can choose to build UK or US native sounding accents. 	<ul style="list-style-type: none"> Shadow / Record / Listen to all target vocab and Model answer using UK/US TTS until pronunciation is clean.

CLASSROOM • 40 MIN

TIME	TEACHER	STUDENTS
<p>SEC 1</p> <p>0–5 min</p> <p>INTRO</p>	<ul style="list-style-type: none"> Play the 5-min Bilibili warm-up video. 	<ul style="list-style-type: none"> Watch the video and discuss in pairs. Be ready to give opinions when called on.
<p>SEC 4</p> <p>5–35 min</p> <p>FLUENCY DRILL</p>	<ul style="list-style-type: none"> Run 4-3-2 Speaking circuit in pairs. Students stand and move around the room. 	<ul style="list-style-type: none"> Repeat your answer 2x alone – faster each round. Round 3 with a partner to push you to speak fast minimum 1 min answers.
<p>SEC 5</p> <p>35–40 min</p> <p>REVIEW</p>	<ul style="list-style-type: none"> Review and correct errors on the board. Exit Ticket: Ask for one idiomatic sentence to leave class. 	<ul style="list-style-type: none"> Write corrected errors on the board into your books. Say one idiomatic sentence to leave the class.

CUT IN LAB MODE Sec 2 • 3 – Input and shadowing dropped from classroom (handled with TTS voices in the lab).

HOMEWORK Record all Part 3 answers. Memorise next week's Part 2 model answer.

Abstract Vocabulary (7 Words + 3 Idioms)

Maritime 海事的

Adjective

Conservation 保护

Conserve v

Resource 资源

Resources PI

Transportation 运输

Transport v

Biodiversity 生物多样性

Diverse Adj

Urbanization 城市化

Urban Adj

Security 安全 (water security)

Secure Adj

IDIOMS

Drop in the ocean Noun Phrase

九牛一毛

Make waves V2 Made

兴风作浪

Turn the tide V2 Turned

力挽狂澜

O Opinion • **R** Reason • **E** Example / Extension

Q1: Why do so many people like to live near the water?

OP Generally speaking, coastal areas offer beautiful views, and they provide a very relaxing lifestyle. **RE** Furthermore, living near the ocean gives people easy access to fresh air and fun water sports. **EX** For example, many individuals move to maritime (海事的 / 沿海的) cities specifically to enjoy sailing or daily beach walks.

- Good view
- Fresh air
- Fun sports

Write your answer (Use O.R.E.):

Band 5 Peer Check: Ask: 'When did you make your parents proud?'



Band 6 Peer Check: Ask: 'Is getting good grades the only way to make parents proud?'

Q2: What are the dangers of water pollution to society?

OP Undeniably, contaminated rivers threaten human health, and they severely damage the local biodiversity (生物多样性). **RE** Consequently, toxic chemicals from rapid urbanization (城市化) can easily poison drinking water supplies. **EX** As a result, poor water security (安全) leads to terrible disease outbreaks in many developing nations.

- Bad health
- Dead fish
- Dirty water

Write your answer (Use O.R.E.):

-  Band 5 Peer Check: Ask: 'How did your parents show they were proud?'
-  Band 6 Peer Check: Ask: 'Does praise make children more confident?'



Part 3: Rapid Fire Discussion

Q3: Should the government limit tourism in environmentally sensitive areas?

OP Absolutely, strict limits are necessary, because crowds can easily destroy fragile natural habitats. **RE** Fundamentally, prioritizing environmental conservation (保护) is much more important than generating short-term tourism profits. **EX** Therefore, capping visitor numbers helps turn the tide (扭转局势) against severe ecological degradation.

- Yes limit
- Protect trees
- Stop crowds

Write your answer (Use O.R.E.):

-  Band 5 Peer Check: Ask: 'How does this help you every day?'
-  Band 6 Peer Check: Ask: 'Is it bad to be too proud of yourself?'

Q4: When was the last time that you felt proud of yourself?

OP To be specific, I felt incredibly proud last month when I helped bridge a generation gap (代沟) between my grandfather and me. **RE** This was significant because, younger people and older relatives often struggle to comprehend (理解) each other. **EX** As an illustration, I taught him how to use a smartphone, which greatly improved our daily conversations.

- Finished tough project
- Required late nights
- School science fair

Your Bullet Point Notes:

- ✍ Band 5 Peer Check: Ask: 'Who shared this proud moment with you?'
- ✍ Band 6 Peer Check: Ask: 'Why is it good to feel proud of yourself?'

Q5: How does family pride contribute to the stability of a society?

OP It is widely acknowledged that, family pride creates a strong foundation, which ultimately leads to a more stable community. **RE** The core reason is that, people naturally want to protect and support their own flesh and blood (骨肉 / 亲人). **EX** For instance, families that respect each other are far less likely to commit crimes (犯罪) in public areas.

- Encourages mutual support
- Reduces poverty levels
- Sharing financial burdens

Your Bullet Point Notes:

- ✍ Band 5 Peer Check: Ask: 'How does a happy family help the neighborhood?'
- ✍ Band 6 Peer Check: Ask: 'Can too much family pride cause problems with others?'

Q6: Do you think the definition of "success" within families has changed between the past and the present?

OP Undeniably, the definition of success has evolved (演变), as modern families value personal happiness over just financial wealth. **RE** In the past, success simply meant being the main breadwinner (养家糊口的人) to provide basic necessities (必需品). **EX** Today, however, achieving a healthy work-life balance and pursuing individual passions are seen as equally important.

- Yes significantly shifted
- More dual incomes
- Mothers working globally

Your Bullet Point Notes:

- ✍ Band 5 Peer Check: Ask: 'What did 'success' mean to your grandparents?'
- ✍ Band 6 Peer Check: Ask: 'How will 'success' change in the future?'

1. Vocabulary Review (1m)

Translate & Match.

Word	Chinese	Synonym
1. Refreshing		() C. Amazing
2. Polluted		() D. Revitalizing
3. Coastal		() B. Calm
4. Serene		() E. Dirty
5. Breathtaking		() A. Seaside

2. Error Correction (2m)

Edit with a pen.

- I like go to the beach.
- The water is very clean.
- We swam in the sea.
- It was a sunny day.
- I took many photos.

3. Writing Task: Describe a place near water. (Write 50 words) (10 minutes)

Writing Instructions

- Go to Page 10 ("Writing Homework").
- Write your **first draft** in the top box.
- Use **AI** to correct grammar/vocabulary.
- Write the **polished version** by hand in to your textbook.

4. Recording Challenge

Part 1: AI Shadow Reading (20 mins) Do BEFORE Next Lesson

- Task A – Pre Shadowing:** Using the AI APP, Choose a US or UK accent and Shadow Read all model answers for next week (10 mins).
- Task B:** Memorise next week's part 2 Model Answer (5 mins).
- Task C – Tongue Twisters:** Use the AI APP for Pronunciation Practice (5 mins).

Part 2: Speaking Practice (20 mins) Do AFTER This Lesson

- Task A:** Use the AI APP to record and submit your answers for all 3 Part 2 Speaking questions for this week (3 × 2 minutes).
- Task B:** Use the AI APP to record and submit your answers for all Part 3 Questions (6 × 1 minute).

DO NOT READ YOUR ANSWERS INTO THE APP. Use complex sentences, transition phrases and this week's vocabulary and idioms.

IELTS Band 7 Challenge: Do additional shadowing free practice to perfect your pronunciation faster.

