

IELTS SPEAKING COURSE

WEEK 28

EVENTS

SOCIAL OUTINGS

Learning Objectives

- **Speaking:** Speak fluently about Social Outings using Part 2 structure.
- **Vocab:** Use 7 target words (e.g., *Live/ly*) in context.
- **Grammar:** Use narrative tenses or relevant grammar for social outings.

Criteria

"I can speak for 2 mins about Social Outings using 2 idioms."

Differentiation

Band 5.0 (Support)

- Sentence Starter: 'This person is special because...!'
- Peer Check: Specific personal questions

Band 6.0+ (Stretch)

- Transitions: 'Additionally...!', 'Furthermore...!'
- Peer Check: Ask specific questions about family members.

PLAN A

Lesson Procedure – Classroom Only

80 MIN

Default plan. Six phases, full 80-min classroom delivery. AI-assisted homework remains unsupervised.

TIME	TEACHER	STUDENTS
SEC 1 0–10 min LEAD-IN	<ul style="list-style-type: none"> • Show a 5-min warmup Bilibili video on families. 	<ul style="list-style-type: none"> • Watch the video and discuss in pairs. • Be ready to give opinions when called on.
SEC 2 10–25 min INPUT	<ul style="list-style-type: none"> • Check understanding of idioms and vocab with CCQs. • Play model answer with UK / US / Both TTS accents on screen. 	<ul style="list-style-type: none"> • Repeat pronunciation of TTS in UK or US accent. • Answer the CCQs on vocab.
SEC 3 25–35 min VOCAB DRILL	<ul style="list-style-type: none"> • Drill pronunciation of vocab and test recall of recycled words. 	<ul style="list-style-type: none"> • Say your own sentences with vocabulary words and idioms to teacher.
SEC 4 35–50 min PLANNING	<ul style="list-style-type: none"> • Allow 10 minutes to plan answers on 3 spider diagrams with bullet point notes. • Circulate and assist lower-level students (check 4 branches). 	<ul style="list-style-type: none"> • Create your Spidergram notes (Who / When / What / Why).
SEC 5 50–75 min SPEAKING CIRCUIT	<ul style="list-style-type: none"> • Run 4-3-2 Speaking circuit in pairs. • Students stand and move around the room. 	<ul style="list-style-type: none"> • Repeat your answer 2× alone – faster each round. • Round 3 with a partner to push you to speak fast minimum 2 mins.
SEC 6 75–80 min REVIEW	<ul style="list-style-type: none"> • Review and correct errors on board. • Exit Ticket: Ask for one idiomatic sentence to leave class. 	<ul style="list-style-type: none"> • Write corrected errors on the board into your books. • Say one idiomatic sentence to leave the class.

HOMEWORK Writing draft + AI correction (Page 10). Online Recording and TTS tasks A–C (Shadowing, Memorising, Recording).

Interactive Lessons MUST use Microsoft Edge Browser for High Quality Natural TTS Voices.

PLAN B

Lesson Procedure – Computer Lab + Classroom

40 + 40 MIN

Use when AI-supervised practice is available. Input, Pronunciation Drills and Writing HW move to the lab; classroom shrinks to 40 min.

COMPUTER LAB • 40 MIN • SUPERVISED

TIME	TEACHER	STUDENTS
SEC 2 0–20 min WRITING HW	<ul style="list-style-type: none"> On LAST LESSON's Interactive Handout: Students type LAST lesson's Part 2 answer on Page 10 of the Interactive Student Handout, then AI correct. 	<ul style="list-style-type: none"> Type then AI correct YOUR LAST LESSON's Part 2 answer. Handwrite the AI polished version into your textbook.
SEC 3 20–40 min SHADOW & RECORD	<ul style="list-style-type: none"> From TODAY's Lesson's Interactive Handout. Observe: TTS pronunciation practice – individual words, sentence by sentence, whole model answer. Students can choose to build UK or US native sounding accents. 	<ul style="list-style-type: none"> Shadow / Record / Listen to all target vocab and Model answer using UK/US TTS until pronunciation is clean.


CLASSROOM • 40 MIN

TIME	TEACHER	STUDENTS
SEC 1 0–5 min LEAD-IN	<ul style="list-style-type: none"> Play the 5-min Bilibili warm-up video. Cold-call 2–3 students for opening thoughts. 	<ul style="list-style-type: none"> Watch and discuss briefly in pairs. Answer Teacher's discussion questions.
SEC 4 5–15 min PLANNING	<ul style="list-style-type: none"> Give students 10 minutes to brainstorm bullet points for ALL 3 spider diagram questions. 	<ul style="list-style-type: none"> Create your Spidergram bullet points (Who / When / What / Why).
SEC 5 15–35 min SPEAKING CIRCUIT	<ul style="list-style-type: none"> Run 4-3-2 Speaking circuit in pairs. Students stand and move around the room. 	<ul style="list-style-type: none"> Repeat your answer 2x alone – faster each round. Round 3 with a partner to push you to speak fast; minimum 2 mins.
SEC 6 35–40 min REVIEW	<ul style="list-style-type: none"> Review and correct errors on board. Exit Ticket: ask for one idiomatic sentence to leave class. 	<ul style="list-style-type: none"> Write corrected errors from the board into your books. Say one idiomatic sentence to leave the class.

CUT IN LAB MODE

Sec 2 • 3 – Input, Vocab Drill and Writing HW dropped from classroom (handled with AI feedback in the lab).

HOMEWORK Tasks A–C (Shadowing, Memorising, Tongue Twisters) for fast-finishers.

 Target Vocabulary & Idioms
Lively 热闹的

Liveliness N

Delicious 美味的

Delicacy N

Memorable 难忘的

Memory N

Sociable 善于交际的

Society N

Awkward 尴尬的

Awkwardness N

Entertaining 有趣的

Entertainment N

Engaging 吸引人的

Engage V

 IDIOMS

Break the ice V2 Broke

破冰

Life of the party Noun Phrase

活跃气氛的人

Have a blast V2 Had


玩得尽兴

 Part 2 Model Question: Describe a time when you had dinner together with your friend.

You should say: **When** it was, **What** you ate, **What** you talked about, **And** explain how you felt about it.

 Band 7 Model Answer

To begin with, I want to describe a lively (热闹的) dinner party, which was highly engaging (引人入胜的), and where the food was fantastic. Honestly, the meal was absolutely delicious (美味的). At first, the atmosphere felt slightly awkward (尴尬的) because some guests didn't know each other. However, my best friend managed to break the ice (打破僵局) with a funny story. Actually, he is always very sociable (善于交际的) and the life of the party (派对的灵魂人物). Furthermore, his jokes were incredibly entertaining (有趣的). Ultimately, we all managed to have a blast (玩得很开心) together. Overall, it was a truly memorable (难忘的) evening.

 **Analysis:** Look for the Red sentence (3 clauses) and Blue words (Transitions).

Use a 3-Clause sentence in the **FIRST** sentence every time.

Brainstorming MindMap Part 2: Q1

Describe a family member who you are proud of. You should say: **Who** this person is, **When** this happened, **What** this person did, **And** explain why you felt proud.

1. WHEN:

Pizza shop

2. WHAT:

Last Friday

DINNER
TOGETHER

3. WHAT:

School talk

4. HOW:

Felt good

 **Activity: Stand up! Find a new partner on the whiteboard.**

Part 2: Q2

Describe a birthday party you attended that was fun. You should say: **Whose** birthday it was, **Where** the party was held, **What** happened at the party, **And** explain why you enjoyed it.

1. WHOSE:

Best friend

2. WHERE:

Her house

BIRTHDAY
PARTY

3. WHAT:

Games and dance

4. WHY:

Really happy

Part 2: Q3

Describe a family gathering you remember well. You should say: **When** the gathering took place, **Where** your family met, **What** you did during the gathering, **And** explain what made it special.

1. WHEN:

Chinese New Year

2. WHERE:

Grandma's house

FAMILY
GATHERING

3. WHAT:

Ate and talked

4. WHAT:

Warm feeling

Learning Objectives

- **Logic:** Use O.R.E. logic to answer Part 3 questions.
- **Vocab:** Use Abstract Nouns (e.g., *Tradition*).
- **Speaking:** Discuss abstract ideas about social outings.

Criteria

"I can answer 3 abstract questions about Social Outings using O.R.E."

Differentiation

Band 5.0 (Support)

- Sentence Starter: 'In my opinion...'
- Peer Check: Specific personal questions

Band 6.0+ (Stretch)

- Transitions: 'Undeniably...!', 'It is widely acknowledged that...!'
- Peer Check: Challenge questions about family members (e.g., 'Is this always true?').

PLAN A

Lesson Procedure – Classroom Only

80 MIN

Default plan. Five phases, full 80-min classroom delivery for Part 3 abstract questions.

TIME	TEACHER	STUDENTS
SEC 1 0–10 min INTRO	<ul style="list-style-type: none"> • Choose 5-min Bilibili warm-up video. • Explain that Part 3 is about 'World', not 'Self'. 	<ul style="list-style-type: none"> • Watch the video and discuss in pairs. • Be ready to give opinions when called on.
SEC 2 10–25 min LOGIC INPUT	<ul style="list-style-type: none"> • Teach the O.R.E. framework (Opinion → Reason → Example). • Check understanding of idioms and vocab with CCQs. • Play model answer with UK / US / Both TTS accents on screen. 	<ul style="list-style-type: none"> • Answer the CCQs on vocab. • Repeat pronunciation of TTS in UK or US accent.
SEC 3 25–50 min PLANNING	<ul style="list-style-type: none"> • Guide planning of Q1–Q6 answers – 5 min per question. • Correct grammar/vocab live on the board as students write. 	<ul style="list-style-type: none"> • Stand up. Write on boards. • Write full O.R.E. answers for Q1–Q2. • Bullet points for Q3–Q6.
SEC 4 50–70 min SPEAKING CIRCUIT	<ul style="list-style-type: none"> • Run 4-3-2 Speaking circuit in pairs. Students stand and move around the room. • Run spot tests. Correct errors. 	<ul style="list-style-type: none"> • Repeat your answer 2× alone – faster each round. • Round 3 with a partner to push you to speak fast – minimum 1 min.
SEC 5 70–80 min REVIEW	<ul style="list-style-type: none"> • Review and correct errors on the board. • Exit Ticket: ask for one idiomatic sentence to leave class. 	<ul style="list-style-type: none"> • Write corrected errors from the board into your books. • Say one idiomatic sentence to leave the class.

HOMEWORK Record all Part 3 answers using the interactive lessons. Memorise and record next week's Part 2 model answer.

Interactive Lessons MUST use Microsoft Edge Browser for High Quality Natural TTS Voices.

PLAN B

Lesson Procedure – Computer Lab + Classroom

40 + 40 MIN

Use when AI-supervised practice is available. Recording Homework and Shadowing move to the lab; classroom keeps the high-pressure live speaking circuit.

COMPUTER LAB • 40 MIN • SUPERVISED

TIME	TEACHER	STUDENTS
<p>SEC 2</p> <p>0–20 min</p> <p>RECORDING HOMEWORK</p>	<ul style="list-style-type: none"> On LAST LESSON's Interactive Handout: Students record answers to all Part 3 answers in the Interactive Student Handout. 	<ul style="list-style-type: none"> Record all 6 Part 3 answers from LAST LESSON.
<p>SEC 3</p> <p>20–40 min</p> <p>SHADOW & RECORD</p>	<ul style="list-style-type: none"> From TODAY's Lesson's Interactive Handout. Observe: TTS pronunciation practice – individual words, sentence by sentence, whole model answers. Students can choose to build UK or US native sounding accents. 	<ul style="list-style-type: none"> Shadow / Record / Listen to all target vocab and Model answer using UK/US TTS until pronunciation is clean.

CLASSROOM • 40 MIN

TIME	TEACHER	STUDENTS
<p>SEC 1</p> <p>0–5 min</p> <p>INTRO</p>	<ul style="list-style-type: none"> Play the 5-min Bilibili warm-up video. 	<ul style="list-style-type: none"> Watch the video and discuss in pairs. Be ready to give opinions when called on.
<p>SEC 4</p> <p>5–35 min</p> <p>FLUENCY DRILL</p>	<ul style="list-style-type: none"> Run 4-3-2 Speaking circuit in pairs. Students stand and move around the room. 	<ul style="list-style-type: none"> Repeat your answer 2x alone – faster each round. Round 3 with a partner to push you to speak fast minimum 1 min answers.
<p>SEC 5</p> <p>35–40 min</p> <p>REVIEW</p>	<ul style="list-style-type: none"> Review and correct errors on the board. Exit Ticket: Ask for one idiomatic sentence to leave class. 	<ul style="list-style-type: none"> Write corrected errors on the board into your books. Say one idiomatic sentence to leave the class.

CUT IN LAB MODE Sec 2 • 3 – Input and shadowing dropped from classroom (handled with TTS voices in the lab).

HOMEWORK Record all Part 3 answers. Memorise next week's Part 2 model answer.

Abstract Vocabulary (7 Words + 3 Idioms)

Tradition 传统

Traditional Adj

Community 社区 / 群体

Communal Adj

Celebration 庆祝

Celebrate v

Isolation 孤立

Isolate v

Etiquette 礼节

Noun

Connectivity 联系

Connect v

Mainstream 主流的

Adjective

IDIOMS

Let one's hair down V2 Let

尽情放松

Quality time Noun Phrase

黄金时间

The more the merrier Proverb

多多益善

O Opinion • **R** Reason • **E** Example / Extension


Q1: Why are people nowadays less willing to have meals with their families?

OP In modern society, since people are incredibly busy, they frequently prioritize work over family. **RE** Unfortunately, long commuting hours and stressful jobs cause severe social isolation (孤立) within the household. **EX** Consequently, young adults rarely share meaningful quality time (黄金时间) with their parents at the dinner table anymore.

- Work hard
- Tired parents
- Late nights

Write your answer (Use O.R.E.):

 Band 5 Peer Check: Ask: 'When did you make your parents proud?'



 Band 6 Peer Check: Ask: 'Is getting good grades the only way to make parents proud?'

Q2: What are the differences in food for different occasions?

OP Undeniably, daily meals are quick and simple, whereas holiday feasts are highly complex and rich. **RE** Fundamentally, any grand celebration (庆祝活动) requires special, expensive dishes that deeply represent cultural tradition (传统). **EX** For instance, Chinese families spend several days preparing intricate dumplings and fish for the Lunar New Year dinner.

- Daily easy
- Party big
- Meat dish

Write your answer (Use O.R.E.):

-  Band 5 Peer Check: Ask: 'How did your parents show they were proud?'
-  Band 6 Peer Check: Ask: 'Does praise make children more confident?'



Part 3: Rapid Fire Discussion

Q3: What kind of music events do people like today?

OP Currently, huge outdoor festivals are incredibly popular, because they offer highly diverse entertainment. **RE** Specifically, these mainstream (主流的) events allow the youth to securely let their hair down (尽情放松) and escape academic pressure. **EX** For example, electronic dance music concerts attract thousands of energetic fans every single summer weekend.

- Big park
- Loud pop
- Dance hard

Write your answer (Use O.R.E.):

-  Band 5 Peer Check: Ask: 'How does this help you every day?'
-  Band 6 Peer Check: Ask: 'Is it bad to be too proud of yourself?'

Q4: When was the last time that you felt proud of yourself?

OP To be specific, I felt incredibly proud last month when I helped bridge a generation gap (代沟) between my grandfather and me. **RE** This was significant because, younger people and older relatives often struggle to comprehend (理解) each other. **EX** As an illustration, I taught him how to use a smartphone, which greatly improved our daily conversations.

- Finished tough project
- Required late nights
- School science fair

Your Bullet Point Notes:

- ✍ Band 5 Peer Check: Ask: 'Who shared this proud moment with you?'
- ✍ Band 6 Peer Check: Ask: 'Why is it good to feel proud of yourself?'

Q5: How does family pride contribute to the stability of a society?

OP It is widely acknowledged that, family pride creates a strong foundation, which ultimately leads to a more stable community. **RE** The core reason is that, people naturally want to protect and support their own flesh and blood (骨肉 / 亲人). **EX** For instance, families that respect each other are far less likely to commit crimes (犯罪) in public areas.

- Encourages mutual support
- Reduces poverty levels
- Sharing financial burdens

Your Bullet Point Notes:

- ✍ Band 5 Peer Check: Ask: 'How does a happy family help the neighborhood?'
- ✍ Band 6 Peer Check: Ask: 'Can too much family pride cause problems with others?'

Q6: Do you think the definition of "success" within families has changed between the past and the present?

OP Undeniably, the definition of success has evolved (演变), as modern families value personal happiness over just financial wealth. **RE** In the past, success simply meant being the main breadwinner (养家糊口的人) to provide basic necessities (必需品). **EX** Today, however, achieving a healthy work-life balance and pursuing individual passions are seen as equally important.

- Yes significantly shifted
- More dual incomes
- Mothers working globally

Your Bullet Point Notes:

- ✍ Band 5 Peer Check: Ask: 'What did 'success' mean to your grandparents?'
- ✍ Band 6 Peer Check: Ask: 'How will 'success' change in the future?'

1. Vocabulary Review (1m)

Translate & Match.

Word	Chinese	Synonym
1. Delicious		() D. Friendly
2. Lively		() E. Uncomfortable
3. Sociable		() A. Unforgettable
4. Awkward		() C. Energetic
5. Memorable		() B. Tasty

2. Error Correction (2m)

Edit with a pen.

1. We ate dinner together.
2. The food tasted badly.
3. We talked about many things.
4. I enjoyed the time very much.
5. It was a happy memory.

3. Writing Task: Describe a dinner with friends. (Write 50 words) (10 minutes)

Writing Instructions

- 1 Go to Page 10 ("Writing Homework").
- 2 Write your **first draft** in the top box.
- 3 Use **AI** to correct grammar/vocabulary.
- 4 Write the **polished version** by hand in to your textbook.

4. Recording Challenge

Part 1: AI Shadow Reading (20 mins) 🕒 Do BEFORE Next Lesson

- Task A – Pre Shadowing:** Using the AI APP, Choose a US or UK accent and Shadow Read all model answers for next week (10 mins).
- Task B:** Memorise next week's part 2 Model Answer (5 mins).
- Task C – Tongue Twisters:** Use the AI APP for Pronunciation Practice (5 mins).

Part 2: Speaking Practice (20 mins) ✅ Do AFTER This Lesson

- Task A:** Use the AI APP to record and submit your answers for all 3 Part 2 Speaking questions for this week (3 × 2 minutes).
- Task B:** Use the AI APP to record and submit your answers for all Part 3 Questions (6 × 1 minute).

DO NOT READ YOUR ANSWERS INTO THE APP. Use complex sentences, transition phrases and this week's vocabulary and idioms.

IELTS Band 7 Challenge: Do additional shadowing free practice to perfect your pronunciation faster.

