

IELTS SPEAKING COURSE

WEEK 26

PLACES

SHOPPING & SERVICE

Learning Objectives

- **Speaking:** Speak fluently about Shopping & Service using Part 2 structure.
- **Vocab:** Use 7 target words (e.g., *Attentive*) in context.
- **Grammar:** Use narrative tenses or relevant grammar for shopping and services.

Criteria

"I can speak for 2 mins about Shopping & Service using 2 idioms."

Differentiation

Band 5.0 (Support)

- Sentence Starter: 'This person is special because...'
- Peer Check: Specific personal questions

Band 6.0+ (Stretch)

- Transitions: 'Additionally...', 'Furthermore...'
- Peer Check: Ask specific questions about family members.

PLAN A

Lesson Procedure – Classroom Only

80 MIN

Default plan. Six phases, full 80-min classroom delivery. AI-assisted homework remains unsupervised.

TIME	TEACHER	STUDENTS
SEC 1 0–10 min LEAD-IN	<ul style="list-style-type: none"> • Show a 5-min warmup Bilibili video on families. 	<ul style="list-style-type: none"> • Watch the video and discuss in pairs. • Be ready to give opinions when called on.
SEC 2 10–25 min INPUT	<ul style="list-style-type: none"> • Check understanding of idioms and vocab with CCQs. • Play model answer with UK / US / Both TTS accents on screen. 	<ul style="list-style-type: none"> • Repeat pronunciation of TTS in UK or US accent. • Answer the CCQs on vocab.
SEC 3 25–35 min VOCAB DRILL	<ul style="list-style-type: none"> • Drill pronunciation of vocab and test recall of recycled words. 	<ul style="list-style-type: none"> • Say your own sentences with vocabulary words and idioms to teacher.
SEC 4 35–50 min PLANNING	<ul style="list-style-type: none"> • Allow 10 minutes to plan answers on 3 spider diagrams with bullet point notes. • Circulate and assist lower-level students (check 4 branches). 	<ul style="list-style-type: none"> • Create your Spidergram notes (Who / When / What / Why).
SEC 5 50–75 min SPEAKING CIRCUIT	<ul style="list-style-type: none"> • Run 4-3-2 Speaking circuit in pairs. • Students stand and move around the room. 	<ul style="list-style-type: none"> • Repeat your answer 2× alone – faster each round. • Round 3 with a partner to push you to speak fast minimum 2 mins.
SEC 6 75–80 min REVIEW	<ul style="list-style-type: none"> • Review and correct errors on board. • Exit Ticket: Ask for one idiomatic sentence to leave class. 	<ul style="list-style-type: none"> • Write corrected errors on the board into your books. • Say one idiomatic sentence to leave the class.

HOMEWORK Writing draft + AI correction (Page 10). Online Recording and TTS tasks A–C (Shadowing, Memorising, Recording).

Interactive Lessons MUST use Microsoft Edge Browser for High Quality Natural TTS Voices.

PLAN B

Lesson Procedure – Computer Lab + Classroom

40 + 40 MIN

Use when AI-supervised practice is available. Input, Pronunciation Drills and Writing HW move to the lab; classroom shrinks to 40 min.

COMPUTER LAB • 40 MIN • SUPERVISED

TIME	TEACHER	STUDENTS
SEC 2 0–20 min WRITING HW	<ul style="list-style-type: none"> On LAST LESSON's Interactive Handout: Students type LAST lesson's Part 2 answer on Page 10 of the Interactive Student Handout, then AI correct. 	<ul style="list-style-type: none"> Type then AI correct YOUR LAST LESSON's Part 2 answer. Handwrite the AI polished version into your textbook.
SEC 3 20–40 min SHADOW & RECORD	<ul style="list-style-type: none"> From TODAY's Lesson's Interactive Handout. Observe: TTS pronunciation practice – individual words, sentence by sentence, whole model answer. Students can choose to build UK or US native sounding accents. 	<ul style="list-style-type: none"> Shadow / Record / Listen to all target vocab and Model answer using UK/US TTS until pronunciation is clean.


CLASSROOM • 40 MIN

TIME	TEACHER	STUDENTS
SEC 1 0–5 min LEAD-IN	<ul style="list-style-type: none"> Play the 5-min Bilibili warm-up video. Cold-call 2–3 students for opening thoughts. 	<ul style="list-style-type: none"> Watch and discuss briefly in pairs. Answer Teacher's discussion questions.
SEC 4 5–15 min PLANNING	<ul style="list-style-type: none"> Give students 10 minutes to brainstorm bullet points for ALL 3 spider diagram questions. 	<ul style="list-style-type: none"> Create your Spidergram bullet points (Who / When / What / Why).
SEC 5 15–35 min SPEAKING CIRCUIT	<ul style="list-style-type: none"> Run 4-3-2 Speaking circuit in pairs. Students stand and move around the room. 	<ul style="list-style-type: none"> Repeat your answer 2x alone – faster each round. Round 3 with a partner to push you to speak fast; minimum 2 mins.
SEC 6 35–40 min REVIEW	<ul style="list-style-type: none"> Review and correct errors on board. Exit Ticket: ask for one idiomatic sentence to leave class. 	<ul style="list-style-type: none"> Write corrected errors from the board into your books. Say one idiomatic sentence to leave the class.

CUT IN LAB MODE

Sec 2 • 3 – Input, Vocab Drill and Writing HW dropped from classroom (handled with AI feedback in the lab).

HOMEWORK Tasks A–C (Shadowing, Memorising, Tongue Twisters) for fast-finishers.

 Target Vocabulary & Idioms
Attentive 体贴的 / 殷勤的

Attention N

Impeccable 无懈可击的 / 完美的

Adjective

Satisfied 满意的

Satisfy V • Satisfaction N

Courteous 礼貌的

Courtesy N

Efficient 高效的

Efficiency N

Persuasive 有说服力的 (sales)

Persuade V

Appreciative 感激的

Appreciate V

 IDIOMS

Go above and beyond V2 Went


尽职尽责

With a smile Fixed Phrase

笑脸相迎

Treat someone like royalty V2 Treated


奉若上宾

 **Part 2 Model Question:** Describe a time you received good service from a staff member in a shop/company.

You should say: **Where** the shop/company is, **When** you received the good service, **What** service you received, **And** explain how you felt about the service.

 Band 7 Model Answer

To begin with, I want to talk about a recent shopping trip, which was incredibly efficient (高效的), and where I received impeccable (无懈可击的 / 完美的) service. Honestly, the shop assistant was extremely courteous (礼貌的) and attentive (体贴的 / 殷勤的) to my needs. Actually, she decided to go above and beyond (尽心尽力) to find my exact shoe size. Furthermore, she was quite persuasive (有说服力的) without being overly pushy. Throughout the process, she helped me with a smile (面带微笑). Consequently, I felt absolutely satisfied (满意的) with my purchase. Truly, they managed to treat someone like royalty (奉若上宾) in that store. Finally, I left feeling deeply appreciative (感激的) for her wonderful help.

 **Analysis:** Look for the **Red** sentence (3 clauses) and **Blue** words (Transitions).
Use a 3-Clause sentence in the **FIRST** sentence every time.

Brainstorming MindMap Part 2: Q1

Describe a family member who you are proud of. You should say: **Who** this person is, **When** this happened, **What** this person did, **And** explain why you felt proud.

1. WHERE:

Shoe shop

2. WHEN:

Last week

RECEIVED
GOOD

3. WHAT:

Fast help

4. HOW:

Felt glad

 **Activity: Stand up! Find a new partner on the whiteboard.**

Part 2: Q2

Describe a restaurant or cafe where you had a great experience. You should say: **What** the restaurant or cafe is, **Where** it is located, **What** you ate or drank there, **And** explain why the experience was so good.

1. WHAT:

Cafe near office

2. WHERE:

Coffee and cakes

RESTAURANT
OR

3. WHAT:

Friendly owner

4. WHY:

Fast service

Part 2: Q3

Describe a time when a salesperson helped you choose a product. You should say: **Where** you were shopping, **What** product you wanted to buy, **How** the salesperson helped you, **And** explain whether you were happy with the result.

1. WHERE:

Electronics store

2. WHAT:

New phone

SALESPERSON
HELPED

3. HOW:

Compared options

4. WHETHER:

Very happy

Learning Objectives

- **Logic:** Use O.R.E. logic to answer Part 3 questions.
- **Vocab:** Use Abstract Nouns (e.g., *Automation*).
- **Speaking:** Discuss abstract ideas about shopping and services.

Criteria

"I can answer 3 abstract questions about Shopping & Service using O.R.E."

Differentiation

Band 5.0 (Support)

- Sentence Starter: 'In my opinion...'
- Peer Check: Specific personal questions

Band 6.0+ (Stretch)

- Transitions: 'Undeniably...!', 'It is widely acknowledged that...!'
- Peer Check: Challenge questions about family members (e.g., 'Is this always true?').

PLAN A

Lesson Procedure – Classroom Only

80 MIN

Default plan. Five phases, full 80-min classroom delivery for Part 3 abstract questions.

TIME	TEACHER	STUDENTS
SEC 1 0–10 min INTRO	<ul style="list-style-type: none"> • Choose 5-min Bilibili warm-up video. • Explain that Part 3 is about 'World', not 'Self'. 	<ul style="list-style-type: none"> • Watch the video and discuss in pairs. • Be ready to give opinions when called on.
SEC 2 10–25 min LOGIC INPUT	<ul style="list-style-type: none"> • Teach the O.R.E. framework (Opinion → Reason → Example). • Check understanding of idioms and vocab with CCQs. • Play model answer with UK / US / Both TTS accents on screen. 	<ul style="list-style-type: none"> • Answer the CCQs on vocab. • Repeat pronunciation of TTS in UK or US accent.
SEC 3 25–50 min PLANNING	<ul style="list-style-type: none"> • Guide planning of Q1–Q6 answers – 5 min per question. • Correct grammar/vocab live on the board as students write. 	<ul style="list-style-type: none"> • Stand up. Write on boards. • Write full O.R.E. answers for Q1–Q2. • Bullet points for Q3–Q6.
SEC 4 50–70 min SPEAKING CIRCUIT	<ul style="list-style-type: none"> • Run 4-3-2 Speaking circuit in pairs. Students stand and move around the room. • Run spot tests. Correct errors. 	<ul style="list-style-type: none"> • Repeat your answer 2× alone – faster each round. • Round 3 with a partner to push you to speak fast – minimum 1 min.
SEC 5 70–80 min REVIEW	<ul style="list-style-type: none"> • Review and correct errors on the board. • Exit Ticket: ask for one idiomatic sentence to leave class. 	<ul style="list-style-type: none"> • Write corrected errors from the board into your books. • Say one idiomatic sentence to leave the class.

HOMEWORK Record all Part 3 answers using the interactive lessons. Memorise and record next week's Part 2 model answer.

Interactive Lessons MUST use Microsoft Edge Browser for High Quality Natural TTS Voices.

PLAN B

Lesson Procedure – Computer Lab + Classroom

40 + 40 MIN

Use when AI-supervised practice is available. Recording Homework and Shadowing move to the lab; classroom keeps the high-pressure live speaking circuit.

COMPUTER LAB • 40 MIN • SUPERVISED

TIME	TEACHER	STUDENTS
SEC 2 0–20 min RECORDING HOMEWORK	<ul style="list-style-type: none"> On LAST LESSON's Interactive Handout: Students record answers to all Part 3 answers in the Interactive Student Handout. 	<ul style="list-style-type: none"> Record all 6 Part 3 answers from LAST LESSON.
SEC 3 20–40 min SHADOW & RECORD	<ul style="list-style-type: none"> From TODAY's Lesson's Interactive Handout. Observe: TTS pronunciation practice – individual words, sentence by sentence, whole model answers. Students can choose to build UK or US native sounding accents. 	<ul style="list-style-type: none"> Shadow / Record / Listen to all target vocab and Model answer using UK/US TTS until pronunciation is clean.

CLASSROOM • 40 MIN

TIME	TEACHER	STUDENTS
SEC 1 0–5 min INTRO	<ul style="list-style-type: none"> Play the 5-min Bilibili warm-up video. 	<ul style="list-style-type: none"> Watch the video and discuss in pairs. Be ready to give opinions when called on.
SEC 4 5–35 min FLUENCY DRILL	<ul style="list-style-type: none"> Run 4-3-2 Speaking circuit in pairs. Students stand and move around the room. 	<ul style="list-style-type: none"> Repeat your answer 2x alone – faster each round. Round 3 with a partner to push you to speak fast minimum 1 min answers.
SEC 5 35–40 min REVIEW	<ul style="list-style-type: none"> Review and correct errors on the board. Exit Ticket: Ask for one idiomatic sentence to leave class. 	<ul style="list-style-type: none"> Write corrected errors on the board into your books. Say one idiomatic sentence to leave the class.

CUT IN LAB MODE Sec 2 • 3 – Input and shadowing dropped from classroom (handled with TTS voices in the lab).

HOMEWORK Record all Part 3 answers. Memorise next week's Part 2 model answer.

Abstract Vocabulary (7 Words + 3 Idioms)

Automation 自动化

Automate v

Transaction 交易

Transact v

Budgeting 预算

Budget N/V

Consumption 消费

Consume v

Hospitality 好客 / 服务业

Hospitable Adj

Guidance 指导

Guide v

Motivation 动机 (to buy)

Motivate v

IDIOMS

The customer is always right Proverb

顾客至上

Human touch Noun Phrase

人情味

Bang for your buck Noun Phrase

物超所值

O Opinion • **R** Reason • **E** Example / Extension


Q1: Do you think expensive services are necessarily good services?

OP Generally speaking, high prices do not guarantee quality, although they often raise expectations. **RE** In reality, some luxury brands focus entirely on marketing rather than the actual hospitality (服务业 / 好客) provided. **EX** For example, a cheap local diner might offer much better service and give you more bang for your buck (物超所值) than a fancy restaurant.

- Not always
- Just ads
- Cheap food

Write your answer (Use O.R.E.):

 Band 5 Peer Check: Ask: 'When did you make your parents proud?'



 Band 6 Peer Check: Ask: 'Is getting good grades the only way to make parents proud?'

Q2: Which one is better, face-to-face service or online service?

OP In my opinion, physical service is superior, because it provides a crucial human touch (人情味). **RE** Undoubtedly, talking to a real person provides clear guidance (指导) when solving complex issues. **EX** Therefore, if a financial transaction (交易) fails, a human bank teller can reassure the customer immediately.

- Real people
- Easy talk
- Bank clerk

Write your answer (Use O.R.E.):

-  Band 5 Peer Check: Ask: 'How did your parents show they were proud?'
-  Band 6 Peer Check: Ask: 'Does praise make children more confident?'



Part 3: Rapid Fire Discussion

Q3: Why do people buy things that they clearly don't need?

OP Fundamentally, impulsive consumption (消费) happens frequently, because advertising creates strong artificial desires. **RE** Moreover, a buyer's primary motivation (动机) is often emotional satisfaction rather than absolute practical necessity. **EX** For instance, many young shoppers purchase unnecessary trendy clothing just to feel a temporary sense of happiness.

- Feel sad
- Cool ads
- New shirt

Write your answer (Use O.R.E.):

-  Band 5 Peer Check: Ask: 'How does this help you every day?'
-  Band 6 Peer Check: Ask: 'Is it bad to be too proud of yourself?'

Q4: When was the last time that you felt proud of yourself?

OP To be specific, I felt incredibly proud last month when I helped bridge a generation gap (代沟) between my grandfather and me. **RE** This was significant because, younger people and older relatives often struggle to comprehend (理解) each other. **EX** As an illustration, I taught him how to use a smartphone, which greatly improved our daily conversations.

- Finished tough project
- Required late nights
- School science fair

Your Bullet Point Notes:

- Band 5 Peer Check: Ask: 'Who shared this proud moment with you?'
- Band 6 Peer Check: Ask: 'Why is it good to feel proud of yourself?'

Q5: How does family pride contribute to the stability of a society?

OP It is widely acknowledged that, family pride creates a strong foundation, which ultimately leads to a more stable community. **RE** The core reason is that, people naturally want to protect and support their own flesh and blood (骨肉 / 亲人). **EX** For instance, families that respect each other are far less likely to commit crimes (犯罪) in public areas.

- Encourages mutual support
- Reduces poverty levels
- Sharing financial burdens

Your Bullet Point Notes:

- Band 5 Peer Check: Ask: 'How does a happy family help the neighborhood?'
- Band 6 Peer Check: Ask: 'Can too much family pride cause problems with others?'

Q6: Do you think the definition of "success" within families has changed between the past and the present?

OP Undeniably, the definition of success has evolved (演变), as modern families value personal happiness over just financial wealth. **RE** In the past, success simply meant being the main breadwinner (养家糊口的人) to provide basic necessities (必需品). **EX** Today, however, achieving a healthy work-life balance and pursuing individual passions are seen as equally important.

- Yes significantly shifted
- More dual incomes
- Mothers working globally

Your Bullet Point Notes:

- Band 5 Peer Check: Ask: 'What did 'success' mean to your grandparents?'
- Band 6 Peer Check: Ask: 'How will 'success' change in the future?'

1. Vocabulary Review (1m)

Translate & Match.

Word	Chinese	Synonym
1. Efficient		() D. Productive
2. Courteous		() C. Observant
3. Satisfied		() E. Polite
4. Impeccable		() A. Happy
5. Attentive		() B. Perfect

2. Error Correction (2m)

Edit with a pen.

- The staff was very politely.
- He help me find the size.
- I satisfied with the service.
- It is the best shop.
- I will come back again.

3. Writing Task: Describe good service you received. (Write 50 words) (10 minutes)

Writing Instructions

- Go to Page 10 ("Writing Homework").
- Write your **first draft** in the top box.
- Use **AI** to correct grammar/vocabulary.
- Write the **polished version** by hand in to your textbook.

4. Recording Challenge

Part 1: AI Shadow Reading (20 mins) Do BEFORE Next Lesson

- Task A – Pre Shadowing:** Using the AI APP, Choose a US or UK accent and Shadow Read all model answers for next week (10 mins).
- Task B:** Memorise next week's part 2 Model Answer (5 mins).
- Task C – Tongue Twisters:** Use the AI APP for Pronunciation Practice (5 mins).

Part 2: Speaking Practice (20 mins) Do AFTER This Lesson

- Task A:** Use the AI APP to record and submit your answers for all 3 Part 2 Speaking questions for this week (3 × 2 minutes).
- Task B:** Use the AI APP to record and submit your answers for all Part 3 Questions (6 × 1 minute).

DO NOT READ YOUR ANSWERS INTO THE APP. Use complex sentences, transition phrases and this week's vocabulary and idioms.

IELTS Band 7 Challenge: Do additional shadowing free practice to perfect your pronunciation faster.

