

IELTS SPEAKING COURSE

WEEK 23

ITEMS

CHILDHOOD TOYS

Learning Objectives

- **Speaking:** Speak fluently about Childhood Toys using Part 2 structure.
- **Vocab:** Use 7 target words (e.g., *Nostalgic*) in context.
- **Grammar:** Use narrative tenses or relevant grammar for childhood toys.

Criteria

"I can speak for 2 mins about Childhood Toys using 2 idioms."

Differentiation

Band 5.0 (Support)

- Sentence Starter: 'This person is special because...!'
- Peer Check: Specific personal questions

Band 6.0+ (Stretch)

- Transitions: 'Additionally...!', 'Furthermore...!'
- Peer Check: Ask specific questions about family members.

PLAN A

Lesson Procedure – Classroom Only

80 MIN

Default plan. Six phases, full 80-min classroom delivery. AI-assisted homework remains unsupervised.

TIME	TEACHER	STUDENTS
SEC 1 0–10 min LEAD-IN	<ul style="list-style-type: none"> • Show a 5-min warmup Bilibili video on families. 	<ul style="list-style-type: none"> • Watch the video and discuss in pairs. • Be ready to give opinions when called on.
SEC 2 10–25 min INPUT	<ul style="list-style-type: none"> • Check understanding of idioms and vocab with CCQs. • Play model answer with UK / US / Both TTS accents on screen. 	<ul style="list-style-type: none"> • Repeat pronunciation of TTS in UK or US accent. • Answer the CCQs on vocab.
SEC 3 25–35 min VOCAB DRILL	<ul style="list-style-type: none"> • Drill pronunciation of vocab and test recall of recycled words. 	<ul style="list-style-type: none"> • Say your own sentences with vocabulary words and idioms to teacher.
SEC 4 35–50 min PLANNING	<ul style="list-style-type: none"> • Allow 10 minutes to plan answers on 3 spider diagrams with bullet point notes. • Circulate and assist lower-level students (check 4 branches). 	<ul style="list-style-type: none"> • Create your Spidergram notes (Who / When / What / Why).
SEC 5 50–75 min SPEAKING CIRCUIT	<ul style="list-style-type: none"> • Run 4-3-2 Speaking circuit in pairs. • Students stand and move around the room. 	<ul style="list-style-type: none"> • Repeat your answer 2× alone – faster each round. • Round 3 with a partner to push you to speak fast minimum 2 mins.
SEC 6 75–80 min REVIEW	<ul style="list-style-type: none"> • Review and correct errors on board. • Exit Ticket: Ask for one idiomatic sentence to leave class. 	<ul style="list-style-type: none"> • Write corrected errors on the board into your books. • Say one idiomatic sentence to leave the class.

HOMEWORK Writing draft + AI correction (Page 10). Online Recording and TTS tasks A–C (Shadowing, Memorising, Recording).

Interactive Lessons MUST use Microsoft Edge Browser for High Quality Natural TTS Voices.

PLAN B

Lesson Procedure – Computer Lab + Classroom

40 + 40 MIN

Use when AI-supervised practice is available. Input, Pronunciation Drills and Writing HW move to the lab; classroom shrinks to 40 min.

COMPUTER LAB • 40 MIN • SUPERVISED

TIME	TEACHER	STUDENTS
<p>SEC 2</p> <p>0–20 min</p> <p>WRITING HW</p>	<ul style="list-style-type: none"> On LAST LESSON's Interactive Handout: Students type LAST lesson's Part 2 answer on Page 10 of the Interactive Student Handout, then AI correct. 	<ul style="list-style-type: none"> Type then AI correct YOUR LAST LESSON's Part 2 answer. Handwrite the AI polished version into your textbook.
<p>SEC 3</p> <p>20–40 min</p> <p>SHADOW & RECORD</p>	<ul style="list-style-type: none"> From TODAY's Lesson's Interactive Handout. Observe: TTS pronunciation practice – individual words, sentence by sentence, whole model answer. Students can choose to build UK or US native sounding accents. 	<ul style="list-style-type: none"> Shadow / Record / Listen to all target vocab and Model answer using UK/US TTS until pronunciation is clean.


CLASSROOM • 40 MIN

TIME	TEACHER	STUDENTS
<p>SEC 1</p> <p>0–5 min</p> <p>LEAD-IN</p>	<ul style="list-style-type: none"> Play the 5-min Bilibili warm-up video. Cold-call 2–3 students for opening thoughts. 	<ul style="list-style-type: none"> Watch and discuss briefly in pairs. Answer Teacher's discussion questions.
<p>SEC 4</p> <p>5–15 min</p> <p>PLANNING</p>	<ul style="list-style-type: none"> Give students 10 minutes to brainstorm bullet points for ALL 3 spider diagram questions. 	<ul style="list-style-type: none"> Create your Spidergram bullet points (Who / When / What / Why).
<p>SEC 5</p> <p>15–35 min</p> <p>SPEAKING CIRCUIT</p>	<ul style="list-style-type: none"> Run 4-3-2 Speaking circuit in pairs. Students stand and move around the room. 	<ul style="list-style-type: none"> Repeat your answer 2x alone – faster each round. Round 3 with a partner to push you to speak fast; minimum 2 mins.
<p>SEC 6</p> <p>35–40 min</p> <p>REVIEW</p>	<ul style="list-style-type: none"> Review and correct errors on board. Exit Ticket: ask for one idiomatic sentence to leave class. 	<ul style="list-style-type: none"> Write corrected errors from the board into your books. Say one idiomatic sentence to leave the class.

CUT IN LAB MODE

Sec 2 • 3 – Input, Vocab Drill and Writing HW dropped from classroom (handled with AI feedback in the lab).

HOMEWORK Tasks A–C (Shadowing, Memorising, Tongue Twisters) for fast-finishers.

 Target Vocabulary & Idioms
Nostalgic 怀旧的

Nostalgia N

Imaginative 富于想象的

Imagination N

Durable 耐用的

Durability N

Precious 珍贵的

Adjective

Educational 有教育意义的

Educate V

Authentic 真实的 (memories)

Authenticity N

Prosperous 富裕的 (childhood)

Prosperity N

 IDIOMS

Child's play Noun Phrase

小儿科

Trip down memory lane Noun Phrase

追忆往昔

Pride and joy Noun Phrase


掌上明珠

 Part 2 Model Question: Describe a toy that you loved in your childhood.

You should say: **What** the toy was, **Who** gave it to you, **How** often you played with it, **And** explain why it was so special to you.

 Band 7 Model Answer

To begin with, I will describe my wooden train set, which was highly educational (有教育意义的), and which kept me busy. **Honestly**, looking at it now takes me on a trip down memory lane (追忆往昔). **Furthermore**, it made me feel very imaginative (富于想象的) as a kid. **Actually**, the wood was incredibly durable (耐用的), so it never broke. **Consequently**, it became my absolute pride and joy (掌上明珠 / 最得意的珍宝). **Moreover**, it reminds me of my prosperous (富裕的) and happy childhood. **Overall**, this authentic (真实的) memory is very precious (珍贵的) to me. **Finally**, playing with it was simple child's play (小儿科 / 极容易的事), making me feel deeply nostalgic (怀旧的) today.

 **Analysis:** Look for the **Red** sentence (3 clauses) and **Blue** words (Transitions).
Use a 3-Clause sentence in the **FIRST** sentence every time.

Brainstorming MindMap Part 2: Q1

Describe a family member who you are proud of. You should say: **Who** this person is, **When** this happened, **What** this person did, **And** explain why you felt proud.

1. WHAT:

Lego set

2. WHO:

From grandma

TOY

3. HOW:

Every weekend

4. WHY:

Built castles

 **Activity: Stand up! Find a new partner on the whiteboard.**

Part 2: Q2

Describe a gift you received as a child that you still remember. You should say: **What** the gift was, **Who** gave it to you, **When** you received it, **And** explain why this gift is still important to you.

1. WHAT:

Picture book

2. WHO:

From grandma

GIFT
RECEIVED

3. WHEN:

Sixth birthday

4. WHY:

Still read it

Part 2: Q3

Describe something old that your family has kept for a long time. You should say: **What** the item is, **How** long your family has had it, **Why** your family keeps it, **And** explain how you feel about this item.

1. WHAT:

Wooden clock

2. HOW:

Over 40 years

SOMETHING
OLD

3. WHY:

Family history

4. HOW:

Very proud

Learning Objectives

- **Logic:** Use O.R.E. logic to answer Part 3 questions.
- **Vocab:** Use Abstract Nouns (e.g., *Creativity*).
- **Speaking:** Discuss abstract ideas about childhood toys.

Criteria

"I can answer 3 abstract questions about Childhood Toys using O.R.E."

Differentiation

Band 5.0 (Support)

- Sentence Starter: 'In my opinion...'
- Peer Check: Specific personal questions

Band 6.0+ (Stretch)

- Transitions: 'Undeniably...!', 'It is widely acknowledged that...!'
- Peer Check: Challenge questions about family members (e.g., 'Is this always true?').

PLAN A

Lesson Procedure – Classroom Only

80 MIN

Default plan. Five phases, full 80-min classroom delivery for Part 3 abstract questions.

TIME	TEACHER	STUDENTS
SEC 1 0–10 min INTRO	<ul style="list-style-type: none"> • Choose 5-min Bilibili warm-up video. • Explain that Part 3 is about 'World', not 'Self'. 	<ul style="list-style-type: none"> • Watch the video and discuss in pairs. • Be ready to give opinions when called on.
SEC 2 10–25 min LOGIC INPUT	<ul style="list-style-type: none"> • Teach the O.R.E. framework (Opinion → Reason → Example). • Check understanding of idioms and vocab with CCQs. • Play model answer with UK / US / Both TTS accents on screen. 	<ul style="list-style-type: none"> • Answer the CCQs on vocab. • Repeat pronunciation of TTS in UK or US accent.
SEC 3 25–50 min PLANNING	<ul style="list-style-type: none"> • Guide planning of Q1–Q6 answers – 5 min per question. • Correct grammar/vocab live on the board as students write. 	<ul style="list-style-type: none"> • Stand up. Write on boards. • Write full O.R.E. answers for Q1–Q2. • Bullet points for Q3–Q6.
SEC 4 50–70 min SPEAKING CIRCUIT	<ul style="list-style-type: none"> • Run 4-3-2 Speaking circuit in pairs. Students stand and move around the room. • Run spot tests. Correct errors. 	<ul style="list-style-type: none"> • Repeat your answer 2× alone – faster each round. • Round 3 with a partner to push you to speak fast – minimum 1 min.
SEC 5 70–80 min REVIEW	<ul style="list-style-type: none"> • Review and correct errors on the board. • Exit Ticket: ask for one idiomatic sentence to leave class. 	<ul style="list-style-type: none"> • Write corrected errors from the board into your books. • Say one idiomatic sentence to leave the class.

HOMEWORK Record all Part 3 answers using the interactive lessons. Memorise and record next week's Part 2 model answer.

Interactive Lessons MUST use Microsoft Edge Browser for High Quality Natural TTS Voices.

PLAN B

Lesson Procedure – Computer Lab + Classroom

40 + 40 MIN

Use when AI-supervised practice is available. Recording Homework and Shadowing move to the lab; classroom keeps the high-pressure live speaking circuit.

COMPUTER LAB • 40 MIN • SUPERVISED

TIME	TEACHER	STUDENTS
<p>SEC 2</p> <p>0–20 min</p> <p>RECORDING HOMEWORK</p>	<ul style="list-style-type: none"> On LAST LESSON's Interactive Handout: Students record answers to all Part 3 answers in the Interactive Student Handout. 	<ul style="list-style-type: none"> Record all 6 Part 3 answers from LAST LESSON.
<p>SEC 3</p> <p>20–40 min</p> <p>SHADOW & RECORD</p>	<ul style="list-style-type: none"> From TODAY's Lesson's Interactive Handout. Observe: TTS pronunciation practice – individual words, sentence by sentence, whole model answers. Students can choose to build UK or US native sounding accents. 	<ul style="list-style-type: none"> Shadow / Record / Listen to all target vocab and Model answer using UK/US TTS until pronunciation is clean.

CLASSROOM • 40 MIN

TIME	TEACHER	STUDENTS
<p>SEC 1</p> <p>0–5 min</p> <p>INTRO</p>	<ul style="list-style-type: none"> Play the 5-min Bilibili warm-up video. 	<ul style="list-style-type: none"> Watch the video and discuss in pairs. Be ready to give opinions when called on.
<p>SEC 4</p> <p>5–35 min</p> <p>FLUENCY DRILL</p>	<ul style="list-style-type: none"> Run 4-3-2 Speaking circuit in pairs. Students stand and move around the room. 	<ul style="list-style-type: none"> Repeat your answer 2x alone – faster each round. Round 3 with a partner to push you to speak fast minimum 1 min answers.
<p>SEC 5</p> <p>35–40 min</p> <p>REVIEW</p>	<ul style="list-style-type: none"> Review and correct errors on the board. Exit Ticket: Ask for one idiomatic sentence to leave class. 	<ul style="list-style-type: none"> Write corrected errors on the board into your books. Say one idiomatic sentence to leave the class.

CUT IN LAB MODE Sec 2 • 3 – Input and shadowing dropped from classroom (handled with TTS voices in the lab).

HOMEWORK Record all Part 3 answers. Memorise next week's Part 2 model answer.

Abstract Vocabulary (7 Words + 3 Idioms)

Creativity 创造力

Create v • Creative Adj

Development 发展

Develop v

Socialization 社会化

Socialize v

Cognitive 认知的

Cognition N

Interaction 互动

Interact v

Competition 竞争

Compete v

Economy 经济 (cost of toys)

Economic Adj

IDIOMS

Spoiled brat Noun Phrase

被宠坏的孩子

Wrap someone in cotton wool V2 Wrapped

娇生惯养

Play by the rules V2 Played

循规蹈矩

O Opinion • **R** Reason • **E** Example / Extension

Q1: Do boys and girls prefer different kinds of toys?

OP Traditionally, yes, but modern parents are encouraging more gender-neutral options. **RE**

Historically, society pushed dolls for girls and action figures for boys to shape their early socialization (社会化). **EX** **Today**, educational building blocks are equally popular for both genders' development (发展).

- Changing trends
- Social pressure
- Gender neutral

Write your answer (Use O.R.E.):

Band 5 Peer Check: Ask: 'When did you make your parents proud?'

Band 6 Peer Check: Ask: 'Is getting good grades the only way to make parents proud?'


Q2: How do toys that were popular in the past compare with toys that are popular now?


OP Undeniably, older toys were simpler, while modern toys are highly digital. **RE**

Consequently, classic wooden toys required more physical interaction (互动) compared to today's screen-based games. **EX** For example, playing board games demands more face-to-face communication than solitary mobile applications.

- Digital shift
- Physical vs screens
- Board games

Write your answer (Use O.R.E.):

 Band 5 Peer Check: Ask: 'How did your parents show they were proud?'

 Band 6 Peer Check: Ask: 'Does praise make children more confident?'


Part 3: Rapid Fire Discussion


Q3: What should people consider when choosing a toy for a child?

OP Primarily, safety is crucial, but educational value is also highly important. **RE** Specifically, a good toy should stimulate cognitive (认知的) growth and spark creativity (创造力). **EX** For instance, puzzles are excellent because they teach children how to play by the rules (遵守规则) safely.

- Safety first
- Educational value
- Age appropriate

Write your answer (Use O.R.E.):

 Band 5 Peer Check: Ask: 'How does this help you every day?'

 Band 6 Peer Check: Ask: 'Is it bad to be too proud of yourself?'

Q4: When was the last time that you felt proud of yourself?

OP To be specific, I felt incredibly proud last month when I helped bridge a generation gap (代沟) between my grandfather and me. **RE** This was significant because, younger people and older relatives often struggle to comprehend (理解) each other. **EX** As an illustration, I taught him how to use a smartphone, which greatly improved our daily conversations.

- Finished tough project
- Required late nights
- School science fair

Your Bullet Point Notes:

- Band 5 Peer Check: Ask: 'Who shared this proud moment with you?'
- Band 6 Peer Check: Ask: 'Why is it good to feel proud of yourself?'

Q5: How does family pride contribute to the stability of a society?

OP It is widely acknowledged that, family pride creates a strong foundation, which ultimately leads to a more stable community. **RE** The core reason is that, people naturally want to protect and support their own flesh and blood (骨肉 / 亲人). **EX** For instance, families that respect each other are far less likely to commit crimes (犯罪) in public areas.

- Encourages mutual support
- Reduces poverty levels
- Sharing financial burdens

Your Bullet Point Notes:

- Band 5 Peer Check: Ask: 'How does a happy family help the neighborhood?'
- Band 6 Peer Check: Ask: 'Can too much family pride cause problems with others?'

Q6: Do you think the definition of "success" within families has changed between the past and the present?

OP Undeniably, the definition of success has evolved (演变), as modern families value personal happiness over just financial wealth. **RE** In the past, success simply meant being the main breadwinner (养家糊口的人) to provide basic necessities (必需品). **EX** Today, however, achieving a healthy work-life balance and pursuing individual passions are seen as equally important.

- Yes significantly shifted
- More dual incomes
- Mothers working globally

Your Bullet Point Notes:

- Band 5 Peer Check: Ask: 'What did 'success' mean to your grandparents?'
- Band 6 Peer Check: Ask: 'How will 'success' change in the future?'

1. Vocabulary Review (1m)

Translate & Match.

Word	Chinese	Synonym
1. Durable		() E. Long-lasting
2. Educational		() A. Learning
3. Precious		() C. Creative
4. Imaginative		() B. Valuable
5. Nostalgic		() D. Sentimental

2. Error Correction (2m)

Edit with a pen.

- I played with it when I was child.
- It was gave to me by my mom.
- I kept it in my bedroom.
- It is made of plastics.
- I used to playing with it.

3. Writing Task: Describe your favorite childhood toy. (Write 50 words) (10 minutes)

Writing Instructions

- Go to Page 10 ("Writing Homework").
- Write your **first draft** in the top box.
- Use **AI** to correct grammar/vocabulary.
- Write the **polished version** by hand in to your textbook.

4. Recording Challenge

Part 1: AI Shadow Reading (20 mins) Do BEFORE Next Lesson

- Task A – Pre Shadowing:** Using the AI APP, Choose a US or UK accent and Shadow Read all model answers for next week (10 mins).
- Task B:** Memorise next week's part 2 Model Answer (5 mins).
- Task C – Tongue Twisters:** Use the AI APP for Pronunciation Practice (5 mins).

Part 2: Speaking Practice (20 mins) Do AFTER This Lesson

- Task A:** Use the AI APP to record and submit your answers for all 3 Part 2 Speaking questions for this week (3 × 2 minutes).
- Task B:** Use the AI APP to record and submit your answers for all Part 3 Questions (6 × 1 minute).

DO NOT READ YOUR ANSWERS INTO THE APP. Use complex sentences, transition phrases and this week's vocabulary and idioms.

IELTS Band 7 Challenge: Do additional shadowing free practice to perfect your pronunciation faster.

