

IELTS SPEAKING COURSE

WEEK 13

PEOPLE

A FAMOUS PERSON

Learning Objectives

- **Speaking:** Speak fluently about A Famous Person using Part 2 structure.
- **Vocab:** Use 7 target words (e.g., *Charismatic*) in context.
- **Grammar:** Use narrative tenses or relevant grammar for famous people.

Criteria

"I can speak for 2 mins about A Famous Person using 2 idioms."

Differentiation

Band 5.0 (Support)

- Sentence Starter: 'This person is special because...!'
- Peer Check: Specific personal questions

Band 6.0+ (Stretch)

- Transitions: 'Additionally...!', 'Furthermore...!'
- Peer Check: Ask specific questions about family members.

PLAN A

Lesson Procedure – Classroom Only

80 MIN

Default plan. Six phases, full 80-min classroom delivery. AI-assisted homework remains unsupervised.

TIME	TEACHER	STUDENTS
SEC 1 0–10 min LEAD-IN	<ul style="list-style-type: none"> • Show a 5-min warmup Bilibili video on families. 	<ul style="list-style-type: none"> • Watch the video and discuss in pairs. • Be ready to give opinions when called on.
SEC 2 10–25 min INPUT	<ul style="list-style-type: none"> • Check understanding of idioms and vocab with CCQs. • Play model answer with UK / US / Both TTS accents on screen. 	<ul style="list-style-type: none"> • Repeat pronunciation of TTS in UK or US accent. • Answer the CCQs on vocab.
SEC 3 25–35 min VOCAB DRILL	<ul style="list-style-type: none"> • Drill pronunciation of vocab and test recall of recycled words. 	<ul style="list-style-type: none"> • Say your own sentences with vocabulary words and idioms to teacher.
SEC 4 35–50 min PLANNING	<ul style="list-style-type: none"> • Allow 10 minutes to plan answers on 3 spider diagrams with bullet point notes. • Circulate and assist lower-level students (check 4 branches). 	<ul style="list-style-type: none"> • Create your Spidergram notes (Who / When / What / Why).
SEC 5 50–75 min SPEAKING CIRCUIT	<ul style="list-style-type: none"> • Run 4-3-2 Speaking circuit in pairs. • Students stand and move around the room. 	<ul style="list-style-type: none"> • Repeat your answer 2× alone – faster each round. • Round 3 with a partner to push you to speak fast minimum 2 mins.
SEC 6 75–80 min REVIEW	<ul style="list-style-type: none"> • Review and correct errors on board. • Exit Ticket: Ask for one idiomatic sentence to leave class. 	<ul style="list-style-type: none"> • Write corrected errors on the board into your books. • Say one idiomatic sentence to leave the class.

HOMEWORK Writing draft + AI correction (Page 10). Online Recording and TTS tasks A–C (Shadowing, Memorising, Recording).

Interactive Lessons MUST use Microsoft Edge Browser for High Quality Natural TTS Voices.

PLAN B

Lesson Procedure – Computer Lab + Classroom

40 + 40 MIN

Use when AI-supervised practice is available. Input, Pronunciation Drills and Writing HW move to the lab; classroom shrinks to 40 min.

COMPUTER LAB • 40 MIN • SUPERVISED

TIME	TEACHER	STUDENTS
SEC 2 0–20 min WRITING HW	<ul style="list-style-type: none"> On LAST LESSON's Interactive Handout: Students type LAST lesson's Part 2 answer on Page 10 of the Interactive Student Handout, then AI correct. 	<ul style="list-style-type: none"> Type then AI correct YOUR LAST LESSON's Part 2 answer. Handwrite the AI polished version into your textbook.
SEC 3 20–40 min SHADOW & RECORD	<ul style="list-style-type: none"> From TODAY's Lesson's Interactive Handout. Observe: TTS pronunciation practice – individual words, sentence by sentence, whole model answer. Students can choose to build UK or US native sounding accents. 	<ul style="list-style-type: none"> Shadow / Record / Listen to all target vocab and Model answer using UK/US TTS until pronunciation is clean.


CLASSROOM • 40 MIN

TIME	TEACHER	STUDENTS
SEC 1 0–5 min LEAD-IN	<ul style="list-style-type: none"> Play the 5-min Bilibili warm-up video. Cold-call 2–3 students for opening thoughts. 	<ul style="list-style-type: none"> Watch and discuss briefly in pairs. Answer Teacher's discussion questions.
SEC 4 5–15 min PLANNING	<ul style="list-style-type: none"> Give students 10 minutes to brainstorm bullet points for ALL 3 spider diagram questions. 	<ul style="list-style-type: none"> Create your Spidergram bullet points (Who / When / What / Why).
SEC 5 15–35 min SPEAKING CIRCUIT	<ul style="list-style-type: none"> Run 4-3-2 Speaking circuit in pairs. Students stand and move around the room. 	<ul style="list-style-type: none"> Repeat your answer 2x alone – faster each round. Round 3 with a partner to push you to speak fast; minimum 2 mins.
SEC 6 35–40 min REVIEW	<ul style="list-style-type: none"> Review and correct errors on board. Exit Ticket: ask for one idiomatic sentence to leave class. 	<ul style="list-style-type: none"> Write corrected errors from the board into your books. Say one idiomatic sentence to leave the class.

CUT IN LAB MODE

Sec 2 • 3 – Input, Vocab Drill and Writing HW dropped from classroom (handled with AI feedback in the lab).

HOMEWORK Tasks A–C (Shadowing, Memorising, Tongue Twisters) for fast-finishers.

 Target Vocabulary & Idioms
Charismatic 有魅力的

Charisma N

Influential 有影响力的

Influence N/V

Talented 有才华的

Talent N

Humble 谦逊的

Humility N

Legendary 传奇的

Legend N

Relieved 如释重负的

Relief N

Helpful 有帮助的

Helpfulness N

 IDIOMS

Down to earth Adjective Phrase

平易近人

Role model Noun Phrase

榜样

In the limelight Fixed Phrase


万众瞩目

 Part 2 Model Question: Describe a famous person you would like to meet.

You should say: **Who** he/she is, **How** you know about him/her, **How/where** you would like to meet him/her, **And** explain why you would like to meet him/her.

 Band 7 Model Answer

To begin with, I would absolutely love to meet a highly influential (有影响力的) athlete named Yao Ming, because he is a true basketball legend. Actually, I first learned about this amazingly talented (有才华的) player from watching his legendary (传奇的) NBA games on television. If I met him, I would ask for some helpful (有帮助的) advice on how to improve my own sports skills. I think, despite always being in the limelight (处于聚光灯下 / 受人关注), he remains incredibly humble (谦逊的) and firmly down to earth (接地气的 / 务实的). Furthermore, his charismatic (有魅力的) personality makes him a perfect role model (榜样) for teenagers. Ultimately, I would feel so relieved (如释重负的) and happy to shake his giant hand.

 **Analysis:** Look for the **Red** sentence (3 clauses) and **Blue** words (Transitions).

Use a 3-Clause sentence in the **FIRST** sentence every time.

Brainstorming MindMap Part 2: Q1

Describe a family member who you are proud of. You should say: **Who** this person is, **When** this happened, **What** this person did, **And** explain why you felt proud.

1. WHO:

Taylor Swift

2. HOW:

Pop music

FAMOUS
PERSON

3. HOW/WHERE:

At a concert

4. WHY:

Love her voice

 **Activity: Stand up! Find a new partner on the whiteboard.**

Part 2: Q2

Describe a person you know who has a special talent. You should say: **Who** this person is, **What** their special talent is, **How** they developed this talent, **And** explain why you think this talent is impressive.

1. WHO:

My classmate

2. WHAT:

Amazing painter

PERSON
KNOW

3. HOW:

Practice daily

4. WHY:

Very impressive

Part 2: Q3

Describe a historical figure you admire and would like to learn more about. You should say: **Who** this person is, **What** they are famous for, **How** you first learned about them, **And** explain why you admire this person.

1. WHO:

Qian Xuesen

2. WHAT:

Space science

HISTORICAL
FIGURE

3. HOW:

History class

4. WHY:

Served his country

Learning Objectives

- **Logic:** Use O.R.E. logic to answer Part 3 questions.
- **Vocab:** Use Abstract Nouns (e.g., *Privacy*).
- **Speaking:** Discuss abstract ideas about famous people.

Criteria

"I can answer 3 abstract questions about A Famous Person using O.R.E."

Differentiation

Band 5.0 (Support)

- Sentence Starter: 'In my opinion...'
- Peer Check: Specific personal questions

Band 6.0+ (Stretch)

- Transitions: 'Undeniably...!', 'It is widely acknowledged that...'
- Peer Check: Challenge questions about family members (e.g., 'Is this always true?').

PLAN A

Lesson Procedure – Classroom Only

80 MIN

Default plan. Five phases, full 80-min classroom delivery for Part 3 abstract questions.

TIME	TEACHER	STUDENTS
<p>SEC 1</p> <p>0–10 min</p> <p>INTRO</p>	<ul style="list-style-type: none"> • Choose 5-min Bilibili warm-up video. • Explain that Part 3 is about 'World', not 'Self'. 	<ul style="list-style-type: none"> • Watch the video and discuss in pairs. • Be ready to give opinions when called on.
<p>SEC 2</p> <p>10–25 min</p> <p>LOGIC INPUT</p>	<ul style="list-style-type: none"> • Teach the O.R.E. framework (Opinion → Reason → Example). • Check understanding of idioms and vocab with CCQs. • Play model answer with UK / US / Both TTS accents on screen. 	<ul style="list-style-type: none"> • Answer the CCQs on vocab. • Repeat pronunciation of TTS in UK or US accent.
<p>SEC 3</p> <p>25–50 min</p> <p>PLANNING</p>	<ul style="list-style-type: none"> • Guide planning of Q1–Q6 answers – 5 min per question. • Correct grammar/vocab live on the board as students write. 	<ul style="list-style-type: none"> • Stand up. Write on boards. • Write full O.R.E. answers for Q1–Q2. • Bullet points for Q3–Q6.
<p>SEC 4</p> <p>50–70 min</p> <p>SPEAKING CIRCUIT</p>	<ul style="list-style-type: none"> • Run 4-3-2 Speaking circuit in pairs. Students stand and move around the room. • Run spot tests. Correct errors. 	<ul style="list-style-type: none"> • Repeat your answer 2x alone – faster each round. • Round 3 with a partner to push you to speak fast – minimum 1 min.
<p>SEC 5</p> <p>70–80 min</p> <p>REVIEW</p>	<ul style="list-style-type: none"> • Review and correct errors on the board. • Exit Ticket: ask for one idiomatic sentence to leave class. 	<ul style="list-style-type: none"> • Write corrected errors from the board into your books. • Say one idiomatic sentence to leave the class.

HOMEWORK Record all Part 3 answers using the interactive lessons. Memorise and record next week's Part 2 model answer.

Interactive Lessons MUST use Microsoft Edge Browser for High Quality Natural TTS Voices.

PLAN B

Lesson Procedure – Computer Lab + Classroom

40 + 40 MIN

Use when AI-supervised practice is available. Recording Homework and Shadowing move to the lab; classroom keeps the high-pressure live speaking circuit.

COMPUTER LAB • 40 MIN • SUPERVISED

TIME	TEACHER	STUDENTS
<p>SEC 2</p> <p>0–20 min</p> <p>RECORDING HOMEWORK</p>	<ul style="list-style-type: none"> On LAST LESSON's Interactive Handout: Students record answers to all Part 3 answers in the Interactive Student Handout. 	<ul style="list-style-type: none"> Record all 6 Part 3 answers from LAST LESSON.
<p>SEC 3</p> <p>20–40 min</p> <p>SHADOW & RECORD</p>	<ul style="list-style-type: none"> From TODAY's Lesson's Interactive Handout. Observe: TTS pronunciation practice – individual words, sentence by sentence, whole model answers. Students can choose to build UK or US native sounding accents. 	<ul style="list-style-type: none"> Shadow / Record / Listen to all target vocab and Model answer using UK/US TTS until pronunciation is clean.

CLASSROOM • 40 MIN

TIME	TEACHER	STUDENTS
<p>SEC 1</p> <p>0–5 min</p> <p>INTRO</p>	<ul style="list-style-type: none"> Play the 5-min Bilibili warm-up video. 	<ul style="list-style-type: none"> Watch the video and discuss in pairs. Be ready to give opinions when called on.
<p>SEC 4</p> <p>5–35 min</p> <p>FLUENCY DRILL</p>	<ul style="list-style-type: none"> Run 4-3-2 Speaking circuit in pairs. Students stand and move around the room. 	<ul style="list-style-type: none"> Repeat your answer 2x alone – faster each round. Round 3 with a partner to push you to speak fast minimum 1 min answers.
<p>SEC 5</p> <p>35–40 min</p> <p>REVIEW</p>	<ul style="list-style-type: none"> Review and correct errors on the board. Exit Ticket: Ask for one idiomatic sentence to leave class. 	<ul style="list-style-type: none"> Write corrected errors on the board into your books. Say one idiomatic sentence to leave the class.

CUT IN LAB MODE Sec 2 • 3 – Input and shadowing dropped from classroom (handled with TTS voices in the lab).

HOMEWORK Record all Part 3 answers. Memorise next week's Part 2 model answer.

Abstract Vocabulary (7 Words + 3 Idioms)

Privacy 隐私

Private Adj

Reputation 名誉

Reputable Adj

Scandal 丑闻

Scandalous Adj

Paparazzi 狗仔队

Noun Plural

Contribution 贡献

Contribute v

Reliance 依赖

Rely v

Orientation 方向 / 定位

Orient v

IDIOMS

Price of fame Noun Phrase

盛名之累

Household name Noun Phrase

家喻户晓

Live in a fishbowl V2 Lived

毫无隐私

O Opinion • **R** Reason • **E** Example / Extension

Q1: What are the advantages and disadvantages of being a famous child?

OP Generally speaking, famous children gain massive wealth early, but sadly lose their normal childhood Privacy (隐私) completely. **RE** This is because, their entire life is documented by ruthless Paparazzi (狗仔队) everywhere they go daily. **EX** For instance, child actors often Live in a fishbowl (毫无隐私的生活), which inevitably causes severe anxiety and strongly prevents them from making genuine friends.

- Wealthy but stressed
- Hunted by cameras
- No real friends

Write your answer (Use O.R.E.):

Band 5 Peer Check: Ask: 'When did you make your parents proud?'



Band 6 Peer Check: Ask: 'Is getting good grades the only way to make parents proud?'

Q2: What can today's children do to become famous?

OP In my view, children today can easily achieve massive fame by consistently posting creative videos on modern social media. **RE** The primary reason is that, society has a heavy Reliance (依赖) on digital entertainment and viral internet trends. **EX** As an illustration, a kid playing guitar online can quickly become a global Household name (家喻户晓的名字) overnight without any professional agent.

- Post online videos
- Viral internet trends
- Singing on apps

Write your answer (Use O.R.E.):

-  Band 5 Peer Check: Ask: 'How did your parents show they were proud?'
-  Band 6 Peer Check: Ask: 'Does praise make children more confident?'



Part 3: Rapid Fire Discussion

Q3: Do people become famous because of their talent?

OP Without a doubt, true long-term fame requires genuine talent, but short-term popularity is often just based on visual beauty. **RE** This is crucial since, the media's current Orientation (方向/定位) strongly favors attractive individuals who cause dramatic controversy. **EX** Consequently, many influencers gain millions of followers solely due to a shocking Scandal (丑闻) rather than any actual artistic ability.

- Sometimes just beauty
- Shocking online news
- Real talent lasts

Write your answer (Use O.R.E.):

-  Band 5 Peer Check: Ask: 'How does this help you every day?'
-  Band 6 Peer Check: Ask: 'Is it bad to be too proud of yourself?'

Q4: When was the last time that you felt proud of yourself?

OP To be specific, I felt incredibly proud last month when I helped bridge a generation gap (代沟) between my grandfather and me. **RE** This was significant because, younger people and older relatives often struggle to comprehend (理解) each other. **EX** As an illustration, I taught him how to use a smartphone, which greatly improved our daily conversations.

- Finished tough project
- Required late nights
- School science fair

Your Bullet Point Notes:

- ✍ Band 5 Peer Check: Ask: 'Who shared this proud moment with you?'
- ✍ Band 6 Peer Check: Ask: 'Why is it good to feel proud of yourself?'

Q5: How does family pride contribute to the stability of a society?

OP It is widely acknowledged that, family pride creates a strong foundation, which ultimately leads to a more stable community. **RE** The core reason is that, people naturally want to protect and support their own flesh and blood (骨肉 / 亲人). **EX** For instance, families that respect each other are far less likely to commit crimes (犯罪) in public areas.

- Encourages mutual support
- Reduces poverty levels
- Sharing financial burdens

Your Bullet Point Notes:

- ✍ Band 5 Peer Check: Ask: 'How does a happy family help the neighborhood?'
- ✍ Band 6 Peer Check: Ask: 'Can too much family pride cause problems with others?'

Q6: Do you think the definition of "success" within families has changed between the past and the present?

OP Undeniably, the definition of success has evolved (演变), as modern families value personal happiness over just financial wealth. **RE** In the past, success simply meant being the main breadwinner (养家糊口的人) to provide basic necessities (必需品). **EX** Today, however, achieving a healthy work-life balance and pursuing individual passions are seen as equally important.

- Yes significantly shifted
- More dual incomes
- Mothers working globally

Your Bullet Point Notes:

- ✍ Band 5 Peer Check: Ask: 'What did 'success' mean to your grandparents?'
- ✍ Band 6 Peer Check: Ask: 'How will 'success' change in the future?'

1. Vocabulary Review (1m)

Translate & Match.

Word	Chinese	Synonym
1. Humble		() A. Powerful
2. Legendary		() C. Modest
3. Charismatic		() E. Charming
4. Influential		() B. Gifted
5. Talented		() D. Famous

2. Error Correction (2m)

Edit with a pen.

1. He is famous of his songs.
2. I would like meet him.
3. He plays tennis very good.
4. He is the most rich person.
5. Everyone know him.

3. Writing Task: Who is your favorite celebrity? (Write 50 words) (10 minutes)

Writing Instructions

- 1 Go to Page 10 ("Writing Homework").
- 2 Write your **first draft** in the top box.
- 3 Use **AI** to correct grammar/vocabulary.
- 4 Write the **polished version** by hand in to your textbook.

4. Recording Challenge

Part 1: AI Shadow Reading (20 mins) Do BEFORE Next Lesson

- a **Task A – Pre Shadowing:** Using the AI APP, Choose a US or UK accent and Shadow Read all model answers for next week (10 mins).
- b **Task B:** Memorise next week's part 2 Model Answer (5 mins).
- c **Task C – Tongue Twisters:** Use the AI APP for Pronunciation Practice (5 mins).

Part 2: Speaking Practice (20 mins) Do AFTER This Lesson

- a **Task A:** Use the AI APP to record and submit your answers for all 3 Part 2 Speaking questions for this week (3 × 2 minutes).
- b **Task B:** Use the AI APP to record and submit your answers for all Part 3 Questions (6 × 1 minute).

DO NOT READ YOUR ANSWERS INTO THE APP. Use complex sentences, transition phrases and this week's vocabulary and idioms.

IELTS Band 7 Challenge: Do additional shadowing free practice to perfect your pronunciation faster.

knows...

Key: 1. Humble-C, 2. Legendary-D, 3. Charismatic-E, 4. Influential-A, 5. Talented-B | 1. famous for... 2. like to... 3. well... 4. richest... 5.

