

IELTS SPEAKING COURSE

WEEK 7

ITEMS

A MOBILE APP

Learning Objectives

- **Speaking:** Speak fluently about A Mobile App using Part 2 structure.
- **Vocab:** Use 7 target words (e.g., *Indispensable*) in context.
- **Grammar:** Use narrative tenses or relevant grammar for mobile apps.

Criteria

"I can speak for 2 mins about A Mobile App using 2 idioms."

Differentiation

Band 5.0 (Support)

- Sentence Starter: 'This person is special because...!'
- Peer Check: Specific personal questions

Band 6.0+ (Stretch)

- Transitions: 'Additionally...!', 'Furthermore...!'
- Peer Check: Ask specific questions about family members.

PLAN A

Lesson Procedure – Classroom Only

80 MIN

Default plan. Six phases, full 80-min classroom delivery. AI-assisted homework remains unsupervised.

TIME	TEACHER	STUDENTS
SEC 1 0–10 min LEAD-IN	<ul style="list-style-type: none"> • Show a 5-min warmup Bilibili video on families. 	<ul style="list-style-type: none"> • Watch the video and discuss in pairs. • Be ready to give opinions when called on.
SEC 2 10–25 min INPUT	<ul style="list-style-type: none"> • Check understanding of idioms and vocab with CCQs. • Play model answer with UK / US / Both TTS accents on screen. 	<ul style="list-style-type: none"> • Repeat pronunciation of TTS in UK or US accent. • Answer the CCQs on vocab.
SEC 3 25–35 min VOCAB DRILL	<ul style="list-style-type: none"> • Drill pronunciation of vocab and test recall of recycled words. 	<ul style="list-style-type: none"> • Say your own sentences with vocabulary words and idioms to teacher.
SEC 4 35–50 min PLANNING	<ul style="list-style-type: none"> • Allow 10 minutes to plan answers on 3 spider diagrams with bullet point notes. • Circulate and assist lower-level students (check 4 branches). 	<ul style="list-style-type: none"> • Create your Spidergram notes (Who / When / What / Why).
SEC 5 50–75 min SPEAKING CIRCUIT	<ul style="list-style-type: none"> • Run 4-3-2 Speaking circuit in pairs. • Students stand and move around the room. 	<ul style="list-style-type: none"> • Repeat your answer 2× alone – faster each round. • Round 3 with a partner to push you to speak fast minimum 2 mins.
SEC 6 75–80 min REVIEW	<ul style="list-style-type: none"> • Review and correct errors on board. • Exit Ticket: Ask for one idiomatic sentence to leave class. 	<ul style="list-style-type: none"> • Write corrected errors on the board into your books. • Say one idiomatic sentence to leave the class.

HOMEWORK Writing draft + AI correction (Page 10). Online Recording and TTS tasks A–C (Shadowing, Memorising, Recording).

Interactive Lessons MUST use Microsoft Edge Browser for High Quality Natural TTS Voices.

PLAN B

Lesson Procedure – Computer Lab + Classroom

40 + 40 MIN

Use when AI-supervised practice is available. Input, Pronunciation Drills and Writing HW move to the lab; classroom shrinks to 40 min.

COMPUTER LAB • 40 MIN • SUPERVISED

TIME	TEACHER	STUDENTS
SEC 2 0–20 min WRITING HW	<ul style="list-style-type: none"> On LAST LESSON's Interactive Handout: Students type LAST lesson's Part 2 answer on Page 10 of the Interactive Student Handout, then AI correct. 	<ul style="list-style-type: none"> Type then AI correct YOUR LAST LESSON's Part 2 answer. Handwrite the AI polished version into your textbook.
SEC 3 20–40 min SHADOW & RECORD	<ul style="list-style-type: none"> From TODAY's Lesson's Interactive Handout. Observe: TTS pronunciation practice – individual words, sentence by sentence, whole model answer. Students can choose to build UK or US native sounding accents. 	<ul style="list-style-type: none"> Shadow / Record / Listen to all target vocab and Model answer using UK/US TTS until pronunciation is clean.

CLASSROOM • 40 MIN

TIME	TEACHER	STUDENTS
SEC 1 0–5 min LEAD-IN	<ul style="list-style-type: none"> Play the 5-min Bilibili warm-up video. Cold-call 2–3 students for opening thoughts. 	<ul style="list-style-type: none"> Watch and discuss briefly in pairs. Answer Teacher's discussion questions.
SEC 4 5–15 min PLANNING	<ul style="list-style-type: none"> Give students 10 minutes to brainstorm bullet points for ALL 3 spider diagram questions. 	<ul style="list-style-type: none"> Create your Spidergram bullet points (Who / When / What / Why).
SEC 5 15–35 min SPEAKING CIRCUIT	<ul style="list-style-type: none"> Run 4-3-2 Speaking circuit in pairs. Students stand and move around the room. 	<ul style="list-style-type: none"> Repeat your answer 2x alone – faster each round. Round 3 with a partner to push you to speak fast; minimum 2 mins.
SEC 6 35–40 min REVIEW	<ul style="list-style-type: none"> Review and correct errors on board. Exit Ticket: ask for one idiomatic sentence to leave class. 	<ul style="list-style-type: none"> Write corrected errors from the board into your books. Say one idiomatic sentence to leave the class.

CUT IN LAB MODE

Sec 2 • 3 – Input, Vocab Drill and Writing HW dropped from classroom (handled with AI feedback in the lab).

HOMEWORK Tasks A–C (Shadowing, Memorising, Tongue Twisters) for fast-finishers.

Target Vocabulary & Idioms

Indispensable 不可或缺的

Adjective

Innovative 创新的

Innovate **V** · Innovation **N**

Efficient 高效的

Efficiency **N** · Efficiently **Adv**

Breathtaking 惊人的

Adjective

User-friendly 用户友好的 / 易用的

Adjective

Addictive 令人上瘾的

Addict **N** · Addiction **N**

Isolated 孤立的

Isolation **N**

IDIOMS

Glued to the screen Adjective Phrase

目不转睛

At your fingertips Fixed Phrase

触手可及

Lose track of time V2 Lost

废寝忘食

✦ **Part 2 Model Question: Describe an application (app) you usually use on your phone or computer.**

You should say: **What** it is, **When** you use it, **Why** you use it often, **And** explain how you feel about it.

Band 7 Model Answer

To begin with, I want to describe WeChat, which is truly an indispensable (不可或缺的) app, because I use it daily. Actually, this innovative (创新的) platform puts everything right at your fingertips (触手可及). For instance, I use it to chat with friends, ensuring I never feel isolated (孤立的). I think, its clean interface is incredibly user-friendly (用户友好的 / 易用的) and highly efficient (高效的). However, the short videos can be quite addictive (令人上瘾的) and I often lose track of time (忘记时间). Sometimes, I am completely glued to the screen (盯着屏幕看) watching breathtaking (惊人的) travel clips. Overall, I feel that this app has completely transformed my social life.

💡 **Analysis:** Look for the **Red** sentence (3 clauses) and **Blue** words (Transitions).

Use a 3-Clause sentence in the **FIRST** sentence every time.

Brainstorming MindMap Part 2: Q1

Describe a family member who you are proud of. You should say: **Who** this person is, **When** this happened, **What** this person did, **And** explain why you felt proud.

1. WHAT:

Dictionary app

2. WHEN:

Every evening

APPLICATION

3. WHY:

Helps study

4. HOW:

Very useful

 **Activity: Stand up! Find a new partner on the whiteboard.**

Part 2: Q2

Describe a website you use often for studying or work. You should say: **What** the website is, **What** you use it for, **How** often you visit it, **And** explain why this website is helpful to you.

1. WHAT:

Learning platform

2. WHAT:

Practice English

WEBSITE
USE

3. HOW:

Every day

4. WHY:

Very helpful

Part 2: Q3

Describe a piece of technology that has changed your daily routine. You should say: **What** the technology is, **When** you started using it, **How** it changed your routine, **And** explain whether this change has been good or bad.

1. WHAT:

Smart watch

2. WHEN:

Last birthday

PIECE
TECHNOLOGY

3. HOW:

Track health

4. WHETHER:

Mostly positive

Learning Objectives

- **Logic:** Use O.R.E. logic to answer Part 3 questions.
- **Vocab:** Use Abstract Nouns (e.g., *Dependency*).
- **Speaking:** Discuss abstract ideas about mobile apps.

Criteria

"I can answer 3 abstract questions about A Mobile App using O.R.E."

Differentiation

Band 5.0 (Support)

- Sentence Starter: 'In my opinion...'
- Peer Check: Specific personal questions

Band 6.0+ (Stretch)

- Transitions: 'Undeniably...!', 'It is widely acknowledged that...!'
- Peer Check: Challenge questions about family members (e.g., 'Is this always true?').

PLAN A

Lesson Procedure – Classroom Only

80 MIN

Default plan. Five phases, full 80-min classroom delivery for Part 3 abstract questions.

TIME	TEACHER	STUDENTS
SEC 1 0–10 min INTRO	<ul style="list-style-type: none"> • Choose 5-min Bilibili warm-up video. • Explain that Part 3 is about 'World', not 'Self'. 	<ul style="list-style-type: none"> • Watch the video and discuss in pairs. • Be ready to give opinions when called on.
SEC 2 10–25 min LOGIC INPUT	<ul style="list-style-type: none"> • Teach the O.R.E. framework (Opinion → Reason → Example). • Check understanding of idioms and vocab with CCQs. • Play model answer with UK / US / Both TTS accents on screen. 	<ul style="list-style-type: none"> • Answer the CCQs on vocab. • Repeat pronunciation of TTS in UK or US accent.
SEC 3 25–50 min PLANNING	<ul style="list-style-type: none"> • Guide planning of Q1–Q6 answers – 5 min per question. • Correct grammar/vocab live on the board as students write. 	<ul style="list-style-type: none"> • Stand up. Write on boards. • Write full O.R.E. answers for Q1–Q2. • Bullet points for Q3–Q6.
SEC 4 50–70 min SPEAKING CIRCUIT	<ul style="list-style-type: none"> • Run 4-3-2 Speaking circuit in pairs. Students stand and move around the room. • Run spot tests. Correct errors. 	<ul style="list-style-type: none"> • Repeat your answer 2× alone – faster each round. • Round 3 with a partner to push you to speak fast – minimum 1 min.
SEC 5 70–80 min REVIEW	<ul style="list-style-type: none"> • Review and correct errors on the board. • Exit Ticket: ask for one idiomatic sentence to leave class. 	<ul style="list-style-type: none"> • Write corrected errors from the board into your books. • Say one idiomatic sentence to leave the class.

HOMEWORK Record all Part 3 answers using the interactive lessons. Memorise and record next week's Part 2 model answer.

Interactive Lessons MUST use Microsoft Edge Browser for High Quality Natural TTS Voices.

PLAN B

Lesson Procedure – Computer Lab + Classroom

40 + 40 MIN

Use when AI-supervised practice is available. Recording Homework and Shadowing move to the lab; classroom keeps the high-pressure live speaking circuit.

COMPUTER LAB • 40 MIN • SUPERVISED

TIME	TEACHER	STUDENTS
<p>SEC 2</p> <p>0–20 min</p> <p>RECORDING HOMEWORK</p>	<ul style="list-style-type: none"> On LAST LESSON's Interactive Handout: Students record answers to all Part 3 answers in the Interactive Student Handout. 	<ul style="list-style-type: none"> Record all 6 Part 3 answers from LAST LESSON.
<p>SEC 3</p> <p>20–40 min</p> <p>SHADOW & RECORD</p>	<ul style="list-style-type: none"> From TODAY's Lesson's Interactive Handout. Observe: TTS pronunciation practice – individual words, sentence by sentence, whole model answers. Students can choose to build UK or US native sounding accents. 	<ul style="list-style-type: none"> Shadow / Record / Listen to all target vocab and Model answer using UK/US TTS until pronunciation is clean.

CLASSROOM • 40 MIN

TIME	TEACHER	STUDENTS
<p>SEC 1</p> <p>0–5 min</p> <p>INTRO</p>	<ul style="list-style-type: none"> Play the 5-min Bilibili warm-up video. 	<ul style="list-style-type: none"> Watch the video and discuss in pairs. Be ready to give opinions when called on.
<p>SEC 4</p> <p>5–35 min</p> <p>FLUENCY DRILL</p>	<ul style="list-style-type: none"> Run 4-3-2 Speaking circuit in pairs. Students stand and move around the room. 	<ul style="list-style-type: none"> Repeat your answer 2x alone – faster each round. Round 3 with a partner to push you to speak fast minimum 1 min answers.
<p>SEC 5</p> <p>35–40 min</p> <p>REVIEW</p>	<ul style="list-style-type: none"> Review and correct errors on the board. Exit Ticket: Ask for one idiomatic sentence to leave class. 	<ul style="list-style-type: none"> Write corrected errors on the board into your books. Say one idiomatic sentence to leave the class.

CUT IN LAB MODE Sec 2 • 3 – Input and shadowing dropped from classroom (handled with TTS voices in the lab).

HOMEWORK Record all Part 3 answers. Memorise next week's Part 2 model answer.

Abstract Vocabulary (7 Words + 3 Idioms)

Dependency 依赖

Depend v • Dependent Adj

Privacy 隐私

Private Adj

Cybersecurity 网络安全

Cyber Prefix

Digitalization 数字化

Digital Adj • Digitize v

Interaction 互动

Interact v • Interactive Adj

Urbanization 城市化

Urban Adj

Therapeutic 有治疗作用的

Therapy N

🐾 IDIOMS

Double-edged sword Noun Phrase

双刃剑

Information overload Noun Phrase

信息爆炸

Social butterfly Noun Phrase

交际花

O Opinion • **R** Reason • **E** Example / Extension


Q1: What is the difference between how young and old people use apps?

OP Generally speaking, young people use apps for entertainment, while older generations focus on practical tools. **RE** This is because, teenagers have a much higher dependency (依赖) on social media for their daily communication. **EX** For instance, a young person might act like a social butterfly (交际花) online, whereas grandparents only use banking apps.

- Young play games
- Old read news
- Different habits

Write your answer (Use O.R.E.):

 Band 5 Peer Check: Ask: 'When did you make your parents proud?'



 Band 6 Peer Check: Ask: 'Is getting good grades the only way to make parents proud?'

Q2: Why do some people dislike using apps?

OP In my view, some individuals dislike apps, because they feel overwhelmed by constant daily notifications. **RE** The primary reason is that, continuous phone alerts lead to severe information overload (信息过载) and mental fatigue. **EX** Furthermore, many older users are deeply concerned that these applications secretly steal their personal privacy (隐私).

- Too many ads
- Hard to use
- Steals data

Write your answer (Use O.R.E.):

-  Band 5 Peer Check: Ask: 'How did your parents show they were proud?'
-  Band 6 Peer Check: Ask: 'Does praise make children more confident?'



Part 3: Rapid Fire Discussion

Q3: What is the most popular app in your country?

OP Without a doubt, the most popular app is WeChat, as it completely dominates digital communication. **RE** This is largely due to the fact that, the rapid digitalization (数字化) of society requires an all-in-one platform. **EX** For example, it facilitates everything from daily business interaction (互动) to paying utility bills with a single tap.

- Social media
- Everyone uses
- Chatting daily

Write your answer (Use O.R.E.):

-  Band 5 Peer Check: Ask: 'How does this help you every day?'
-  Band 6 Peer Check: Ask: 'Is it bad to be too proud of yourself?'

Q4: When was the last time that you felt proud of yourself?

OP To be specific, I felt incredibly proud last month when I helped bridge a generation gap (代沟) between my grandfather and me. **RE** This was significant because, younger people and older relatives often struggle to comprehend (理解) each other. **EX** As an illustration, I taught him how to use a smartphone, which greatly improved our daily conversations.

- Finished tough project
- Required late nights
- School science fair

Your Bullet Point Notes:

- Band 5 Peer Check: Ask: 'Who shared this proud moment with you?'
- Band 6 Peer Check: Ask: 'Why is it good to feel proud of yourself?'

Q5: How does family pride contribute to the stability of a society?

OP It is widely acknowledged that, family pride creates a strong foundation, which ultimately leads to a more stable community. **RE** The core reason is that, people naturally want to protect and support their own flesh and blood (骨肉 / 亲人). **EX** For instance, families that respect each other are far less likely to commit crimes (犯罪) in public areas.

- Encourages mutual support
- Reduces poverty levels
- Sharing financial burdens

Your Bullet Point Notes:

- Band 5 Peer Check: Ask: 'How does a happy family help the neighborhood?'
- Band 6 Peer Check: Ask: 'Can too much family pride cause problems with others?'

Q6: Do you think the definition of "success" within families has changed between the past and the present?

OP Undeniably, the definition of success has evolved (演变), as modern families value personal happiness over just financial wealth. **RE** In the past, success simply meant being the main breadwinner (养家糊口的人) to provide basic necessities (必需品). **EX** Today, however, achieving a healthy work-life balance and pursuing individual passions are seen as equally important.

- Yes significantly shifted
- More dual incomes
- Mothers working globally

Your Bullet Point Notes:

- Band 5 Peer Check: Ask: 'What did 'success' mean to your grandparents?'
- Band 6 Peer Check: Ask: 'How will 'success' change in the future?'

1. Vocabulary Review (1m)

Translate & Match.

Word	Chinese	Synonym
1. Innovative		() A. Obsessive
2. Addictive		() B. Effective
3. Efficient		() E. Creative
4. Indispensable		() C. Essential
5. User-friendly		() D. Easy to use

2. Error Correction (2m)

Edit with a pen.

- I use my phone for chat.
- This app is very convenience.
- I spend 2 hours to play games.
- It help me learn English.
- I cannot live without phone.

3. Writing Task: What is your favorite app? (Write 50 words) (10 minutes)

Writing Instructions

- Go to Page 10 ("Writing Homework").
- Write your **first draft** in the top box.
- Use **AI** to correct grammar/vocabulary.
- Write the **polished version** by hand in to your textbook.

4. Recording Challenge

Part 1: AI Shadow Reading (20 mins) Do BEFORE Next Lesson

- Task A – Pre Shadowing:** Using the AI APP, Choose a US or UK accent and Shadow Read all model answers for next week (10 mins).
- Task B:** Memorise next week's part 2 Model Answer (5 mins).
- Task C – Tongue Twisters:** Use the AI APP for Pronunciation Practice (5 mins).

Part 2: Speaking Practice (20 mins) Do AFTER This Lesson

- Task A:** Use the AI APP to record and submit your answers for all 3 Part 2 Speaking questions for this week (3 × 2 minutes).
- Task B:** Use the AI APP to record and submit your answers for all Part 3 Questions (6 × 1 minute).

DO NOT READ YOUR ANSWERS INTO THE APP. Use complex sentences, transition phrases and this week's vocabulary and idioms.

IELTS Band 7 Challenge: Do additional shadowing free practice to perfect your pronunciation faster.

