

IELTS SPEAKING COURSE

WEEK 6

PLACES

A PLACE WITH TREES / NATURE

Learning Objectives

- **Speaking:** Speak fluently about A Place with Trees / Nature using Part 2 structure.
- **Vocab:** Use 7 target words (e.g., *Tranquil*) in context.
- **Grammar:** Use narrative tenses or relevant grammar for places with nature.

Criteria

"I can speak for 2 mins about A Place with Trees / Nature using 2 idioms."

Differentiation

Band 5.0 (Support)

- Sentence Starter: 'This person is special because...!'
- Peer Check: Specific personal questions

Band 6.0+ (Stretch)

- Transitions: 'Additionally...!', 'Furthermore...!'
- Peer Check: Ask specific questions about family members.

PLAN A

Lesson Procedure – Classroom Only

80 MIN

Default plan. Six phases, full 80-min classroom delivery. AI-assisted homework remains unsupervised.

TIME	TEACHER	STUDENTS
SEC 1 0–10 min LEAD-IN	<ul style="list-style-type: none"> • Show a 5-min warmup Bilibili video on families. 	<ul style="list-style-type: none"> • Watch the video and discuss in pairs. • Be ready to give opinions when called on.
SEC 2 10–25 min INPUT	<ul style="list-style-type: none"> • Check understanding of idioms and vocab with CCQs. • Play model answer with UK / US / Both TTS accents on screen. 	<ul style="list-style-type: none"> • Repeat pronunciation of TTS in UK or US accent. • Answer the CCQs on vocab.
SEC 3 25–35 min VOCAB DRILL	<ul style="list-style-type: none"> • Drill pronunciation of vocab and test recall of recycled words. 	<ul style="list-style-type: none"> • Say your own sentences with vocabulary words and idioms to teacher.
SEC 4 35–50 min PLANNING	<ul style="list-style-type: none"> • Allow 10 minutes to plan answers on 3 spider diagrams with bullet point notes. • Circulate and assist lower-level students (check 4 branches). 	<ul style="list-style-type: none"> • Create your Spidergram notes (Who / When / What / Why).
SEC 5 50–75 min SPEAKING CIRCUIT	<ul style="list-style-type: none"> • Run 4-3-2 Speaking circuit in pairs. • Students stand and move around the room. 	<ul style="list-style-type: none"> • Repeat your answer 2× alone – faster each round. • Round 3 with a partner to push you to speak fast minimum 2 mins.
SEC 6 75–80 min REVIEW	<ul style="list-style-type: none"> • Review and correct errors on board. • Exit Ticket: Ask for one idiomatic sentence to leave class. 	<ul style="list-style-type: none"> • Write corrected errors on the board into your books. • Say one idiomatic sentence to leave the class.

HOMEWORK Writing draft + AI correction (Page 10). Online Recording and TTS tasks A-C (Shadowing, Memorising, Recording).

Interactive Lessons MUST use Microsoft Edge Browser for High Quality Natural TTS Voices.

PLAN B

Lesson Procedure – Computer Lab + Classroom

40 + 40 MIN

Use when AI-supervised practice is available. Input, Pronunciation Drills and Writing HW move to the lab; classroom shrinks to 40 min.

COMPUTER LAB • 40 MIN • SUPERVISED

TIME	TEACHER	STUDENTS
<p>SEC 2</p> <p>0–20 min</p> <p>WRITING HW</p>	<ul style="list-style-type: none"> On LAST LESSON's Interactive Handout: Students type LAST lesson's Part 2 answer on Page 10 of the Interactive Student Handout, then AI correct. 	<ul style="list-style-type: none"> Type then AI correct YOUR LAST LESSON's Part 2 answer. Handwrite the AI polished version into your textbook.
<p>SEC 3</p> <p>20–40 min</p> <p>SHADOW & RECORD</p>	<ul style="list-style-type: none"> From TODAY's Lesson's Interactive Handout. Observe: TTS pronunciation practice – individual words, sentence by sentence, whole model answer. Students can choose to build UK or US native sounding accents. 	<ul style="list-style-type: none"> Shadow / Record / Listen to all target vocab and Model answer using UK/US TTS until pronunciation is clean.


CLASSROOM • 40 MIN

TIME	TEACHER	STUDENTS
<p>SEC 1</p> <p>0–5 min</p> <p>LEAD-IN</p>	<ul style="list-style-type: none"> Play the 5-min Bilibili warm-up video. Cold-call 2–3 students for opening thoughts. 	<ul style="list-style-type: none"> Watch and discuss briefly in pairs. Answer Teacher's discussion questions.
<p>SEC 4</p> <p>5–15 min</p> <p>PLANNING</p>	<ul style="list-style-type: none"> Give students 10 minutes to brainstorm bullet points for ALL 3 spider diagram questions. 	<ul style="list-style-type: none"> Create your Spidergram bullet points (Who / When / What / Why).
<p>SEC 5</p> <p>15–35 min</p> <p>SPEAKING CIRCUIT</p>	<ul style="list-style-type: none"> Run 4-3-2 Speaking circuit in pairs. Students stand and move around the room. 	<ul style="list-style-type: none"> Repeat your answer 2x alone – faster each round. Round 3 with a partner to push you to speak fast; minimum 2 mins.
<p>SEC 6</p> <p>35–40 min</p> <p>REVIEW</p>	<ul style="list-style-type: none"> Review and correct errors on board. Exit Ticket: ask for one idiomatic sentence to leave class. 	<ul style="list-style-type: none"> Write corrected errors from the board into your books. Say one idiomatic sentence to leave the class.

CUT IN LAB MODE

Sec 2 • 3 – Input, Vocab Drill and Writing HW dropped from classroom (handled with AI feedback in the lab).

HOMEWORK Tasks A–C (Shadowing, Memorising, Tongue Twisters) for fast-finishers.

 Target Vocabulary & Idioms
Tranquil 宁静的Tranquility N**Picturesque** 风景如画的

Adjective

Breathtaking 惊人的 / 极美的

Adjective

Lush 郁郁葱葱的Lushness N**Isolated** 偏远的 / 孤立的Isolate V • Isolation N**Eco-friendly** 环保的

Adjective

Sustainable 可持续的Sustainability N
 IDIOMS

Off the beaten track Adjective Phrase


人迹罕至

Peace and quiet Noun Phrase

清静

Get away from it all V2 Got


避世

 **Part 2 Model Question:** Describe a place with a lot of trees that you would like to visit (e.g., a forest, oasis).

You should say: **Where** it is, **How** you knew this place, **What** it is like, **And** explain why you would like to visit it.

 Band 7 Model Answer

To begin with, I really want to visit a tranquil (宁静的) bamboo forest in Sichuan, because I need to get away from it all (远离尘嚣), which sounds amazing. Actually, I discovered this picturesque (风景如画的) location while reading an eco-friendly (环保的) travel blog online. Apparently, the scenery is completely breathtaking (惊人的 / 极美的) with endless lush (郁郁葱葱的) green trees. I think, it is quite isolated (偏远的 / 孤立的), making it the perfect place to find some peace and quiet (宁静). Furthermore, the local village focuses heavily on sustainable (可持续的) tourism. Ultimately, I want to visit this place because it is totally off the beaten track (人迹罕至的).

 **Analysis:** Look for the **Red** sentence (3 clauses) and **Blue** words (Transitions).
Use a 3-Clause sentence in the **FIRST** sentence every time.

Brainstorming MindMap Part 2: Q1

Describe a family member who you are proud of. You should say: **Who** this person is, **When** this happened, **What** this person did, **And** explain why you felt proud.

1. WHERE:

Amazon rainforest

2. HOW:

Nature documentary

PLACE
LOT

3. WHAT:

Tall trees

4. WHY:

Very relaxing

 **Activity: Stand up! Find a new partner on the whiteboard.**

Part 2: Q2

Describe a river, lake, or beach that you enjoy visiting. You should say: **Where** it is, **How** often you go there, **What** you usually do there, **And** explain why you enjoy spending time at this place.

1. WHERE:

Lake near town

2. HOW:

Every month

RIVER

3. WHAT:

Take photos

4. WHY:

Very calming

Part 2: Q3

Describe an outdoor area in your city where people go to relax. You should say: **What** the area is, **Where** it is located, **What** people do there, **And** explain why this area is popular for relaxing.

1. WHAT:

Riverside walk

2. WHERE:

City center

OUTDOOR
AREA

3. WHAT:

Jog and chat

4. WHY:

Escape the noise

Learning Objectives

- **Logic:** Use O.R.E. logic to answer Part 3 questions.
- **Vocab:** Use Abstract Nouns (e.g., *Urbanization*).
- **Speaking:** Discuss abstract ideas about places with nature.

Criteria

"I can answer 3 abstract questions about A Place with Trees / Nature using O.R.E."

Differentiation

Band 5.0 (Support)

- Sentence Starter: 'In my opinion...'
- Peer Check: Specific personal questions

Band 6.0+ (Stretch)

- Transitions: 'Undeniably...!', 'It is widely acknowledged that...!'
- Peer Check: Challenge questions about family members (e.g., 'Is this always true?').

PLAN A

Lesson Procedure – Classroom Only

80 MIN

Default plan. Five phases, full 80-min classroom delivery for Part 3 abstract questions.

TIME	TEACHER	STUDENTS
<p>SEC 1</p> <p>0–10 min</p> <p>INTRO</p>	<ul style="list-style-type: none"> • Choose 5-min Bilibili warm-up video. • Explain that Part 3 is about 'World', not 'Self'. 	<ul style="list-style-type: none"> • Watch the video and discuss in pairs. • Be ready to give opinions when called on.
<p>SEC 2</p> <p>10–25 min</p> <p>LOGIC INPUT</p>	<ul style="list-style-type: none"> • Teach the O.R.E. framework (Opinion → Reason → Example). • Check understanding of idioms and vocab with CCQs. • Play model answer with UK / US / Both TTS accents on screen. 	<ul style="list-style-type: none"> • Answer the CCQs on vocab. • Repeat pronunciation of TTS in UK or US accent.
<p>SEC 3</p> <p>25–50 min</p> <p>PLANNING</p>	<ul style="list-style-type: none"> • Guide planning of Q1–Q6 answers – 5 min per question. • Correct grammar/vocab live on the board as students write. 	<ul style="list-style-type: none"> • Stand up. Write on boards. • Write full O.R.E. answers for Q1–Q2. • Bullet points for Q3–Q6.
<p>SEC 4</p> <p>50–70 min</p> <p>SPEAKING CIRCUIT</p>	<ul style="list-style-type: none"> • Run 4-3-2 Speaking circuit in pairs. Students stand and move around the room. • Run spot tests. Correct errors. 	<ul style="list-style-type: none"> • Repeat your answer 2x alone – faster each round. • Round 3 with a partner to push you to speak fast – minimum 1 min.
<p>SEC 5</p> <p>70–80 min</p> <p>REVIEW</p>	<ul style="list-style-type: none"> • Review and correct errors on the board. • Exit Ticket: ask for one idiomatic sentence to leave class. 	<ul style="list-style-type: none"> • Write corrected errors from the board into your books. • Say one idiomatic sentence to leave the class.

HOMEWORK Record all Part 3 answers using the interactive lessons. Memorise and record next week's Part 2 model answer.

Interactive Lessons MUST use Microsoft Edge Browser for High Quality Natural TTS Voices.

PLAN B

Lesson Procedure – Computer Lab + Classroom

40 + 40 MIN

Use when AI-supervised practice is available. Recording Homework and Shadowing move to the lab; classroom keeps the high-pressure live speaking circuit.

COMPUTER LAB • 40 MIN • SUPERVISED

TIME	TEACHER	STUDENTS
<p>SEC 2</p> <p>0–20 min</p> <p>RECORDING HOMEWORK</p>	<ul style="list-style-type: none"> On LAST LESSON's Interactive Handout: Students record answers to all Part 3 answers in the Interactive Student Handout. 	<ul style="list-style-type: none"> Record all 6 Part 3 answers from LAST LESSON.
<p>SEC 3</p> <p>20–40 min</p> <p>SHADOW & RECORD</p>	<ul style="list-style-type: none"> From TODAY's Lesson's Interactive Handout. Observe: TTS pronunciation practice – individual words, sentence by sentence, whole model answers. Students can choose to build UK or US native sounding accents. 	<ul style="list-style-type: none"> Shadow / Record / Listen to all target vocab and Model answer using UK/US TTS until pronunciation is clean.

CLASSROOM • 40 MIN

TIME	TEACHER	STUDENTS
<p>SEC 1</p> <p>0–5 min</p> <p>INTRO</p>	<ul style="list-style-type: none"> Play the 5-min Bilibili warm-up video. 	<ul style="list-style-type: none"> Watch the video and discuss in pairs. Be ready to give opinions when called on.
<p>SEC 4</p> <p>5–35 min</p> <p>FLUENCY DRILL</p>	<ul style="list-style-type: none"> Run 4-3-2 Speaking circuit in pairs. Students stand and move around the room. 	<ul style="list-style-type: none"> Repeat your answer 2x alone – faster each round. Round 3 with a partner to push you to speak fast minimum 1 min answers.
<p>SEC 5</p> <p>35–40 min</p> <p>REVIEW</p>	<ul style="list-style-type: none"> Review and correct errors on the board. Exit Ticket: Ask for one idiomatic sentence to leave class. 	<ul style="list-style-type: none"> Write corrected errors on the board into your books. Say one idiomatic sentence to leave the class.

CUT IN LAB MODE Sec 2 • 3 – Input and shadowing dropped from classroom (handled with TTS voices in the lab).

HOMEWORK Record all Part 3 answers. Memorise next week's Part 2 model answer.

Abstract Vocabulary (7 Words + 3 Idioms)

Urbanization 城市化

Urban Adj · Urbanize v

Deforestation 森林砍伐

Forest N

Habitat 栖息地

Inhabit v

Therapeutic 有治疗作用的 / 治愈的

Therapy N

Preservation 保护 / 保存

Preserve v

Biodiversity 生物多样性

Bio Prefix

Pollution 污染

Pollute v

IDIOMS

Concrete jungle Noun Phrase

钢筋水泥丛林

Breath of fresh air Noun Phrase

耳目一新

Back to nature Fixed Phrase

回归自然

O Opinion • **R** Reason • **E** Example / Extension

Q1: Why do people like visiting places with trees or forests?

OP Generally speaking, people visit forests to escape stress, as modern life is often overwhelming. **RE** This is due to the fact that, rapid urbanization (城市化) creates noisy and crowded living conditions. **EX** For example, taking a walk among trees is literally a breath of fresh air (令人耳目一新的人或事) for exhausted city workers.

- Escape city noise
- Very peaceful
- Walking in woods

Write your answer (Use O.R.E.):

Band 5 Peer Check: Ask: 'When did you make your parents proud?'



Band 6 Peer Check: Ask: 'Is getting good grades the only way to make parents proud?'

Q2: Are natural views better than city views?

OP In my view, natural views are far superior, because they provide immense psychological benefits. **RE** The primary reason is that, staring at a concrete jungle (钢筋水泥森林 (城市)) all day increases mental fatigue. **EX** As an illustration, looking at green plants has a proven therapeutic (有治疗作用的 / 治愈的) effect on the human brain.

- Yes much better
- Relieves eye strain
- Looking at mountains

Write your answer (Use O.R.E.):

-  Band 5 Peer Check: Ask: 'How did your parents show they were proud?'
-  Band 6 Peer Check: Ask: 'Does praise make children more confident?'



Part 3: Rapid Fire Discussion

Q3: Do all people need some nature?

OP Absolutely, every human needs access to nature, as we are biologically connected to the earth. **RE** This is crucial since, humanity evolved in a natural habitat (栖息地) long before modern cities existed. **EX** Consequently, getting back to nature (回归自然) on weekends is essential for maintaining our emotional health.

- Yes everyone
- Basic human need
- Going camping

Write your answer (Use O.R.E.):

-  Band 5 Peer Check: Ask: 'How does this help you every day?'
-  Band 6 Peer Check: Ask: 'Is it bad to be too proud of yourself?'

Q4: When was the last time that you felt proud of yourself?

OP To be specific, I felt incredibly proud last month when I helped bridge a generation gap (代沟) between my grandfather and me. **RE** This was significant because, younger people and older relatives often struggle to comprehend (理解) each other. **EX** As an illustration, I taught him how to use a smartphone, which greatly improved our daily conversations.

- Finished tough project
- Required late nights
- School science fair

Your Bullet Point Notes:

- ✍ Band 5 Peer Check: Ask: 'Who shared this proud moment with you?'
- ✍ Band 6 Peer Check: Ask: 'Why is it good to feel proud of yourself?'

Q5: How does family pride contribute to the stability of a society?

OP It is widely acknowledged that, family pride creates a strong foundation, which ultimately leads to a more stable community. **RE** The core reason is that, people naturally want to protect and support their own flesh and blood (骨肉 / 亲人). **EX** For instance, families that respect each other are far less likely to commit crimes (犯罪) in public areas.

- Encourages mutual support
- Reduces poverty levels
- Sharing financial burdens

Your Bullet Point Notes:

- ✍ Band 5 Peer Check: Ask: 'How does a happy family help the neighborhood?'
- ✍ Band 6 Peer Check: Ask: 'Can too much family pride cause problems with others?'

Q6: Do you think the definition of "success" within families has changed between the past and the present?

OP Undeniably, the definition of success has evolved (演变), as modern families value personal happiness over just financial wealth. **RE** In the past, success simply meant being the main breadwinner (养家糊口的人) to provide basic necessities (必需品). **EX** Today, however, achieving a healthy work-life balance and pursuing individual passions are seen as equally important.

- Yes significantly shifted
- More dual incomes
- Mothers working globally

Your Bullet Point Notes:

- ✍ Band 5 Peer Check: Ask: 'What did 'success' mean to your grandparents?'
- ✍ Band 6 Peer Check: Ask: 'How will 'success' change in the future?'

1. Vocabulary Review (1m)

Translate & Match.

Word	Chinese	Synonym
1. Tranquil		() E. Beautiful
2. Picturesque		() C. Stunning
3. Isolated		() B. Green
4. Lush		() A. Remote
5. Breathtaking		() D. Peaceful

2. Error Correction (2m)

Edit with a pen.

- The scenery is beautiful view.
- I went to there last year.
- There has many trees.
- I like breathe fresh air.
- It locates in the south.

3. Writing Task: Describe a beautiful park you know. (Write 50 words) (10 minutes)

Writing Instructions

- Go to Page 10 ("Writing Homework").
- Write your **first draft** in the top box.
- Use **AI** to correct grammar/vocabulary.
- Write the **polished version** by hand in to your textbook.

4. Recording Challenge

Part 1: AI Shadow Reading (20 mins) 🕒 Do BEFORE Next Lesson

- Task A – Pre Shadowing:** Using the AI APP, Choose a US or UK accent and Shadow Read all model answers for next week (10 mins).
- Task B:** Memorise next week's part 2 Model Answer (5 mins).
- Task C – Tongue Twisters:** Use the AI APP for Pronunciation Practice (5 mins).

Part 2: Speaking Practice (20 mins) ✅ Do AFTER This Lesson

- Task A:** Use the AI APP to record and submit your answers for all 3 Part 2 Speaking questions for this week (3 × 2 minutes).
- Task B:** Use the AI APP to record and submit your answers for all Part 3 Questions (6 × 1 minute).

DO NOT READ YOUR ANSWERS INTO THE APP. Use complex sentences, transition phrases and this week's vocabulary and idioms.

IELTS Band 7 Challenge: Do additional shadowing free practice to perfect your pronunciation faster.

breathing... 5. is located...

Key: 1. Tranquil-D, 2. Picturesque-E, 3. Isolated-A, 4. Lush-B, 5. Breathtaking-C | 1. is beautiful... 2. went there... 3. There are... 4.

