

IELTS SPEAKING COURSE

WEEK 5

PEOPLE

PROTECTING NATURE

Learning Objectives

- **Speaking:** Speak fluently about Protecting Nature using Part 2 structure.
- **Vocab:** Use 7 target words (e.g., *Conscientious*) in context.
- **Grammar:** Use narrative tenses or relevant grammar for protecting nature.

Criteria

"I can speak for 2 mins about Protecting Nature using 2 idioms."

Differentiation

Band 5.0 (Support)

- Sentence Starter: 'This person is special because...!'
- Peer Check: Specific personal questions

Band 6.0+ (Stretch)

- Transitions: 'Additionally...!', 'Furthermore...!'
- Peer Check: Ask specific questions about family members.

PLAN A

Lesson Procedure – Classroom Only

80 MIN

Default plan. Six phases, full 80-min classroom delivery. AI-assisted homework remains unsupervised.

TIME	TEACHER	STUDENTS
SEC 1 0–10 min LEAD-IN	<ul style="list-style-type: none"> • Show a 5-min warmup Bilibili video on families. 	<ul style="list-style-type: none"> • Watch the video and discuss in pairs. • Be ready to give opinions when called on.
SEC 2 10–25 min INPUT	<ul style="list-style-type: none"> • Check understanding of idioms and vocab with CCQs. • Play model answer with UK / US / Both TTS accents on screen. 	<ul style="list-style-type: none"> • Repeat pronunciation of TTS in UK or US accent. • Answer the CCQs on vocab.
SEC 3 25–35 min VOCAB DRILL	<ul style="list-style-type: none"> • Drill pronunciation of vocab and test recall of recycled words. 	<ul style="list-style-type: none"> • Say your own sentences with vocabulary words and idioms to teacher.
SEC 4 35–50 min PLANNING	<ul style="list-style-type: none"> • Allow 10 minutes to plan answers on 3 spider diagrams with bullet point notes. • Circulate and assist lower-level students (check 4 branches). 	<ul style="list-style-type: none"> • Create your Spidergram notes (Who / When / What / Why).
SEC 5 50–75 min SPEAKING CIRCUIT	<ul style="list-style-type: none"> • Run 4-3-2 Speaking circuit in pairs. • Students stand and move around the room. 	<ul style="list-style-type: none"> • Repeat your answer 2× alone – faster each round. • Round 3 with a partner to push you to speak fast minimum 2 mins.
SEC 6 75–80 min REVIEW	<ul style="list-style-type: none"> • Review and correct errors on board. • Exit Ticket: Ask for one idiomatic sentence to leave class. 	<ul style="list-style-type: none"> • Write corrected errors on the board into your books. • Say one idiomatic sentence to leave the class.

HOMEWORK Writing draft + AI correction (Page 10). Online Recording and TTS tasks A–C (Shadowing, Memorising, Recording).

Interactive Lessons MUST use Microsoft Edge Browser for High Quality Natural TTS Voices.

PLAN B

Lesson Procedure – Computer Lab + Classroom

40 + 40 MIN

Use when AI-supervised practice is available. Input, Pronunciation Drills and Writing HW move to the lab; classroom shrinks to 40 min.

COMPUTER LAB • 40 MIN • SUPERVISED

TIME	TEACHER	STUDENTS
SEC 2 0–20 min WRITING HW	<ul style="list-style-type: none"> On LAST LESSON's Interactive Handout: Students type LAST lesson's Part 2 answer on Page 10 of the Interactive Student Handout, then AI correct. 	<ul style="list-style-type: none"> Type then AI correct YOUR LAST LESSON's Part 2 answer. Handwrite the AI polished version into your textbook.
SEC 3 20–40 min SHADOW & RECORD	<ul style="list-style-type: none"> From TODAY's Lesson's Interactive Handout. Observe: TTS pronunciation practice – individual words, sentence by sentence, whole model answer. Students can choose to build UK or US native sounding accents. 	<ul style="list-style-type: none"> Shadow / Record / Listen to all target vocab and Model answer using UK/US TTS until pronunciation is clean.


CLASSROOM • 40 MIN

TIME	TEACHER	STUDENTS
SEC 1 0–5 min LEAD-IN	<ul style="list-style-type: none"> Play the 5-min Bilibili warm-up video. Cold-call 2–3 students for opening thoughts. 	<ul style="list-style-type: none"> Watch and discuss briefly in pairs. Answer Teacher's discussion questions.
SEC 4 5–15 min PLANNING	<ul style="list-style-type: none"> Give students 10 minutes to brainstorm bullet points for ALL 3 spider diagram questions. 	<ul style="list-style-type: none"> Create your Spidergram bullet points (Who / When / What / Why).
SEC 5 15–35 min SPEAKING CIRCUIT	<ul style="list-style-type: none"> Run 4-3-2 Speaking circuit in pairs. Students stand and move around the room. 	<ul style="list-style-type: none"> Repeat your answer 2x alone – faster each round. Round 3 with a partner to push you to speak fast; minimum 2 mins.
SEC 6 35–40 min REVIEW	<ul style="list-style-type: none"> Review and correct errors on board. Exit Ticket: ask for one idiomatic sentence to leave class. 	<ul style="list-style-type: none"> Write corrected errors from the board into your books. Say one idiomatic sentence to leave the class.

CUT IN LAB MODE

Sec 2 • 3 – Input, Vocab Drill and Writing HW dropped from classroom (handled with AI feedback in the lab).

HOMEWORK Tasks A–C (Shadowing, Memorising, Tongue Twisters) for fast-finishers.

 Target Vocabulary & Idioms

Conscientious 尽责的 / 有良心的

Conscience N

Eco-friendly 环保的

Adjective

Sustainable 可持续的

Sustain V · Sustainability N

Passionate 热情的

Passion N

Advocate 提倡者

Advocacy N

Inspiring 鼓舞人心的

Inspire V

Predictable 可预测的

Predict V

 IDIOMS

Do one's bit V2 Did

尽绵薄之力

Practice what you preach V2 Practiced

以身作则

Nature lover Noun Phrase


爱护自然者

 Part 2 Model Question: Describe a person who encouraged you to protect nature.

You should say: **Who** this person is, **How** you knew this person, **What** he/she said or did to encourage you, **And** explain how you felt about it.

 Band 7 Model Answer

To begin with, I want to talk about my uncle, who is a very conscientious (尽责的 / 有良心的) person, because he constantly teaches me to be eco-friendly (环保的). **Actually**, he is a truly passionate (热情的) advocate (提倡者) for sustainable (可持续的) living in our hometown. **For example**, he always tries to do his bit (尽自己的一份力) by picking up litter in the park. **I think**, he is a genuine nature lover (热爱大自然的人) who makes sure to practice what you preach (言行一致) every day. **To be honest**, his daily dedication is incredibly inspiring (鼓舞人心的) to me. **Therefore**, his amazing actions are never predictable (可预测的) and always motivate me.

 **Analysis:** Look for the **Red** sentence (3 clauses) and **Blue** words (Transitions).
Use a 3-Clause sentence in the **FIRST** sentence every time.

Brainstorming MindMap Part 2: Q1

Describe a family member who you are proud of. You should say: **Who** this person is, **When** this happened, **What** this person did, **And** explain why you felt proud.

1. WHO:

School teacher

2. HOW:

Science class

PERSON

3. WHAT:

Recycling project

4. HOW:

Felt motivated

 **Activity: Stand up! Find a new partner on the whiteboard.**

Part 2: Q2

Describe someone you know who lives a very healthy or natural lifestyle. You should say: **Who** this person is, **What** healthy habits they have, **How** they started living this way, **And** explain what you have learned from their lifestyle.

1. WHO:

My aunt

2. WHAT:

Eats organic food

SOMEONE
KNOW

3. HOW:

Started five years ago

4. WHAT:

Feel motivated

Part 2: Q3

Describe a person who does volunteer work to help others or the community. You should say: **Who** this person is, **What** kind of volunteer work they do, **How** often they do it, **And** explain why you think their work is important.

1. WHO:

My classmate

2. WHAT:

Cleans the park

PERSON

3. HOW:

Every weekend

4. WHY:

Helps community

Learning Objectives

- **Logic:** Use O.R.E. logic to answer Part 3 questions.
- **Vocab:** Use Abstract Nouns (e.g., *Biodiversity*).
- **Speaking:** Discuss abstract ideas about protecting nature.

Criteria

"I can answer 3 abstract questions about Protecting Nature using O.R.E."

Differentiation

Band 5.0 (Support)

- Sentence Starter: 'In my opinion...'
- Peer Check: Specific personal questions

Band 6.0+ (Stretch)

- Transitions: 'Undeniably...!', 'It is widely acknowledged that...!'
- Peer Check: Challenge questions about family members (e.g., 'Is this always true?').

PLAN A

Lesson Procedure – Classroom Only

80 MIN

Default plan. Five phases, full 80-min classroom delivery for Part 3 abstract questions.

TIME	TEACHER	STUDENTS
SEC 1 0–10 min INTRO	<ul style="list-style-type: none"> • Choose 5-min Bilibili warm-up video. • Explain that Part 3 is about 'World', not 'Self'. 	<ul style="list-style-type: none"> • Watch the video and discuss in pairs. • Be ready to give opinions when called on.
SEC 2 10–25 min LOGIC INPUT	<ul style="list-style-type: none"> • Teach the O.R.E. framework (Opinion → Reason → Example). • Check understanding of idioms and vocab with CCQs. • Play model answer with UK / US / Both TTS accents on screen. 	<ul style="list-style-type: none"> • Answer the CCQs on vocab. • Repeat pronunciation of TTS in UK or US accent.
SEC 3 25–50 min PLANNING	<ul style="list-style-type: none"> • Guide planning of Q1–Q6 answers – 5 min per question. • Correct grammar/vocab live on the board as students write. 	<ul style="list-style-type: none"> • Stand up. Write on boards. • Write full O.R.E. answers for Q1–Q2. • Bullet points for Q3–Q6.
SEC 4 50–70 min SPEAKING CIRCUIT	<ul style="list-style-type: none"> • Run 4-3-2 Speaking circuit in pairs. Students stand and move around the room. • Run spot tests. Correct errors. 	<ul style="list-style-type: none"> • Repeat your answer 2× alone – faster each round. • Round 3 with a partner to push you to speak fast – minimum 1 min.
SEC 5 70–80 min REVIEW	<ul style="list-style-type: none"> • Review and correct errors on the board. • Exit Ticket: ask for one idiomatic sentence to leave class. 	<ul style="list-style-type: none"> • Write corrected errors from the board into your books. • Say one idiomatic sentence to leave the class.

HOMEWORK Record all Part 3 answers using the interactive lessons. Memorise and record next week's Part 2 model answer.

Interactive Lessons MUST use Microsoft Edge Browser for High Quality Natural TTS Voices.

PLAN B

Lesson Procedure – Computer Lab + Classroom

40 + 40 MIN

Use when AI-supervised practice is available. Recording Homework and Shadowing move to the lab; classroom keeps the high-pressure live speaking circuit.

COMPUTER LAB • 40 MIN • SUPERVISED

TIME	TEACHER	STUDENTS
<p>SEC 2</p> <p>0–20 min</p> <p>RECORDING HOMEWORK</p>	<ul style="list-style-type: none"> On LAST LESSON's Interactive Handout: Students record answers to all Part 3 answers in the Interactive Student Handout. 	<ul style="list-style-type: none"> Record all 6 Part 3 answers from LAST LESSON.
<p>SEC 3</p> <p>20–40 min</p> <p>SHADOW & RECORD</p>	<ul style="list-style-type: none"> From TODAY's Lesson's Interactive Handout. Observe: TTS pronunciation practice – individual words, sentence by sentence, whole model answers. Students can choose to build UK or US native sounding accents. 	<ul style="list-style-type: none"> Shadow / Record / Listen to all target vocab and Model answer using UK/US TTS until pronunciation is clean.

CLASSROOM • 40 MIN

TIME	TEACHER	STUDENTS
<p>SEC 1</p> <p>0–5 min</p> <p>INTRO</p>	<ul style="list-style-type: none"> Play the 5-min Bilibili warm-up video. 	<ul style="list-style-type: none"> Watch the video and discuss in pairs. Be ready to give opinions when called on.
<p>SEC 4</p> <p>5–35 min</p> <p>FLUENCY DRILL</p>	<ul style="list-style-type: none"> Run 4-3-2 Speaking circuit in pairs. Students stand and move around the room. 	<ul style="list-style-type: none"> Repeat your answer 2x alone – faster each round. Round 3 with a partner to push you to speak fast minimum 1 min answers.
<p>SEC 5</p> <p>35–40 min</p> <p>REVIEW</p>	<ul style="list-style-type: none"> Review and correct errors on the board. Exit Ticket: Ask for one idiomatic sentence to leave class. 	<ul style="list-style-type: none"> Write corrected errors on the board into your books. Say one idiomatic sentence to leave the class.

CUT IN LAB MODE Sec 2 • 3 – Input and shadowing dropped from classroom (handled with TTS voices in the lab).

HOMEWORK Record all Part 3 answers. Memorise next week's Part 2 model answer.

Abstract Vocabulary (7 Words + 3 Idioms)

Biodiversity 生物多样性

Diverse Adj

Conservation 保护 (自然)

Conserve v · Conservative Adj

Pollution 污染

Pollute v · Pollutant n

Renewable 可再生的

Renew v

Extinction 灭绝

Extinct Adj

Influence 影响

Influential Adj

Generation gap 代沟

Generational Adj

IDIOMS

A drop in the ocean Noun Phrase

九牛一毛

Tip of the iceberg Noun Phrase

冰山一角

Wreak havoc V2 Wreaked

浩劫

O Opinion • **R** Reason • **E** Example / Extension


Q1: How do people protect the environment?

OP Generally speaking, people protect the environment by recycling daily, because this massively reduces unnecessary waste. **RE** This is absolutely crucial since, protecting local biodiversity (生物多样性) is necessary for human survival. **EX** For instance, even though one person's effort feels like a drop in the ocean (沧海一粟), collective community action makes a huge difference.

- Riding bicycles
- Reduces exhaust fumes
- Cycling to work

Write your answer (Use O.R.E.):

 Band 5 Peer Check: Ask: 'When did you make your parents proud?'



 Band 6 Peer Check: Ask: 'Is getting good grades the only way to make parents proud?'

Q2: Do you think it's important to protect wild animals/nature?

OP Undeniably, it is vital to protect nature, as wildlife strictly maintains our fragile ecological balance. **RE** The primary reason is that, failing to prioritize conservation (保护 (自然)) will destroy future food sources. **EX** Consequently, we must bridge the generation gap (代沟) to ensure older and younger people work together on this urgent issue.

- Yes extremely important
- Prevents ecosystem collapse
- Saving the bees

Write your answer (Use O.R.E.):

-  Band 5 Peer Check: Ask: 'How did your parents show they were proud?'
-  Band 6 Peer Check: Ask: 'Does praise make children more confident?'



Part 3: Rapid Fire Discussion

Q3: What are the main environmental problems in your country?

OP In my view, the most serious problem is severe air pollution (污染), which deeply affects public health. **RE** This is largely due to the fact that, rapid industrial growth has prioritized profits over clean air. **EX** As an illustration, heavy smog in major cities is just the tip of the iceberg (冰山一角) regarding the damage.

- Water contamination
- Factory toxic waste
- Dirty local rivers

Write your answer (Use O.R.E.):

-  Band 5 Peer Check: Ask: 'How does this help you every day?'
-  Band 6 Peer Check: Ask: 'Is it bad to be too proud of yourself?'

Q4: When was the last time that you felt proud of yourself?

OP To be specific, I felt incredibly proud last month when I helped bridge a generation gap (代沟) between my grandfather and me. **RE** This was significant because, younger people and older relatives often struggle to comprehend (理解) each other. **EX** As an illustration, I taught him how to use a smartphone, which greatly improved our daily conversations.

- Finished tough project
- Required late nights
- School science fair

Your Bullet Point Notes:

- ✍ Band 5 Peer Check: Ask: 'Who shared this proud moment with you?'
- ✍ Band 6 Peer Check: Ask: 'Why is it good to feel proud of yourself?'

Q5: How does family pride contribute to the stability of a society?

OP It is widely acknowledged that, family pride creates a strong foundation, which ultimately leads to a more stable community. **RE** The core reason is that, people naturally want to protect and support their own flesh and blood (骨肉 / 亲人). **EX** For instance, families that respect each other are far less likely to commit crimes (犯罪) in public areas.

- Encourages mutual support
- Reduces poverty levels
- Sharing financial burdens

Your Bullet Point Notes:

- ✍ Band 5 Peer Check: Ask: 'How does a happy family help the neighborhood?'
- ✍ Band 6 Peer Check: Ask: 'Can too much family pride cause problems with others?'

Q6: Do you think the definition of "success" within families has changed between the past and the present?

OP Undeniably, the definition of success has evolved (演变), as modern families value personal happiness over just financial wealth. **RE** In the past, success simply meant being the main breadwinner (养家糊口的人) to provide basic necessities (必需品). **EX** Today, however, achieving a healthy work-life balance and pursuing individual passions are seen as equally important.

- Yes significantly shifted
- More dual incomes
- Mothers working globally

Your Bullet Point Notes:

- ✍ Band 5 Peer Check: Ask: 'What did 'success' mean to your grandparents?'
- ✍ Band 6 Peer Check: Ask: 'How will 'success' change in the future?'

1. Vocabulary Review (1m)

Translate & Match.

Word	Chinese	Synonym
1. Sustainable		() C. Long-lasting
2. Passionate		() E. Responsible
3. Conscientious		() B. Green
4. Advocate		() A. Supporter
5. Eco-friendly		() D. Enthusiastic

2. Error Correction (2m)

Edit with a pen.

1. We should protecting nature.
2. Pollution is become serious.
3. He told me recycle bottles.
4. I agree with that we need help.
5. It is important preserve animals.

3. Writing Task: How can we protect the environment? (Write 50 words) (10 minutes)

Writing Instructions

- 1 Go to Page 10 ("Writing Homework").
- 2 Write your **first draft** in the top box.
- 3 Use **AI** to correct grammar/vocabulary.
- 4 Write the **polished version** by hand in to your textbook.

4. Recording Challenge

Part 1: AI Shadow Reading (20 mins) Do BEFORE Next Lesson

- a **Task A – Pre Shadowing:** Using the AI APP, Choose a US or UK accent and Shadow Read all model answers for next week (10 mins).
- b **Task B:** Memorise next week's part 2 Model Answer (5 mins).
- c **Task C – Tongue Twisters:** Use the AI APP for Pronunciation Practice (5 mins).

Part 2: Speaking Practice (20 mins) Do AFTER This Lesson

- a **Task A:** Use the AI APP to record and submit your answers for all 3 Part 2 Speaking questions for this week (3 × 2 minutes).
- b **Task B:** Use the AI APP to record and submit your answers for all Part 3 Questions (6 × 1 minute).

DO NOT READ YOUR ANSWERS INTO THE APP. Use complex sentences, transition phrases and this week's vocabulary and idioms.

IELTS Band 7 Challenge: Do additional shadowing free practice to perfect your pronunciation faster.

4. agree that... 5. to preserve...

Key: 1. Sustainable-C, 2. Passionate-C, 3. Conscientious-D, 4. Advocate-A, 5. Eco-friendly-B | 1. protect... 2. becoming... 3. to recycle...

