

IELTS SPEAKING COURSE
WEEK 3
ITEMS (ABSTRACT)
YOUR PERFECT JOB

Learning Objectives

- **Speaking:** Speak fluently about Your Perfect Job using Part 2 structure.
- **Vocab:** Use 7 target words (e.g., *Fulfilling*) in context.
- **Grammar:** Use narrative tenses or relevant grammar for perfect jobs.

Criteria

"I can speak for 2 mins about Your Perfect Job using 2 idioms."

Differentiation

Band 5.0 (Support)

- Sentence Starter: 'This person is special because...!'
- Peer Check: Specific personal questions

Band 6.0+ (Stretch)

- Transitions: 'Additionally...!', 'Furthermore...!'
- Peer Check: Ask specific questions about family members.

PLAN A

Lesson Procedure – Classroom Only

80 MIN

Default plan. Six phases, full 80-min classroom delivery. AI-assisted homework remains unsupervised.

TIME	TEACHER	STUDENTS
SEC 1 0–10 min LEAD-IN	<ul style="list-style-type: none"> • Show a 5-min warmup Bilibili video on families. 	<ul style="list-style-type: none"> • Watch the video and discuss in pairs. • Be ready to give opinions when called on.
SEC 2 10–25 min INPUT	<ul style="list-style-type: none"> • Check understanding of idioms and vocab with CCQs. • Play model answer with UK / US / Both TTS accents on screen. 	<ul style="list-style-type: none"> • Repeat pronunciation of TTS in UK or US accent. • Answer the CCQs on vocab.
SEC 3 25–35 min VOCAB DRILL	<ul style="list-style-type: none"> • Drill pronunciation of vocab and test recall of recycled words. 	<ul style="list-style-type: none"> • Say your own sentences with vocabulary words and idioms to teacher.
SEC 4 35–50 min PLANNING	<ul style="list-style-type: none"> • Allow 10 minutes to plan answers on 3 spider diagrams with bullet point notes. • Circulate and assist lower-level students (check 4 branches). 	<ul style="list-style-type: none"> • Create your Spidergram notes (Who / When / What / Why).
SEC 5 50–75 min SPEAKING CIRCUIT	<ul style="list-style-type: none"> • Run 4-3-2 Speaking circuit in pairs. • Students stand and move around the room. 	<ul style="list-style-type: none"> • Repeat your answer 2× alone – faster each round. • Round 3 with a partner to push you to speak fast minimum 2 mins.
SEC 6 75–80 min REVIEW	<ul style="list-style-type: none"> • Review and correct errors on board. • Exit Ticket: Ask for one idiomatic sentence to leave class. 	<ul style="list-style-type: none"> • Write corrected errors on the board into your books. • Say one idiomatic sentence to leave the class.

HOMEWORK Writing draft + AI correction (Page 10). Online Recording and TTS tasks A–C (Shadowing, Memorising, Recording).

Interactive Lessons MUST use Microsoft Edge Browser for High Quality Natural TTS Voices.

PLAN B

Lesson Procedure – Computer Lab + Classroom

40 + 40 MIN

Use when AI-supervised practice is available. Input, Pronunciation Drills and Writing HW move to the lab; classroom shrinks to 40 min.

COMPUTER LAB • 40 MIN • SUPERVISED

TIME	TEACHER	STUDENTS
SEC 2 0–20 min WRITING HW	<ul style="list-style-type: none"> On LAST LESSON's Interactive Handout: Students type LAST lesson's Part 2 answer on Page 10 of the Interactive Student Handout, then AI correct. 	<ul style="list-style-type: none"> Type then AI correct YOUR LAST LESSON's Part 2 answer. Handwrite the AI polished version into your textbook.
SEC 3 20–40 min SHADOW & RECORD	<ul style="list-style-type: none"> From TODAY's Lesson's Interactive Handout. Observe: TTS pronunciation practice – individual words, sentence by sentence, whole model answer. Students can choose to build UK or US native sounding accents. 	<ul style="list-style-type: none"> Shadow / Record / Listen to all target vocab and Model answer using UK/US TTS until pronunciation is clean.


CLASSROOM • 40 MIN

TIME	TEACHER	STUDENTS
SEC 1 0–5 min LEAD-IN	<ul style="list-style-type: none"> Play the 5-min Bilibili warm-up video. Cold-call 2–3 students for opening thoughts. 	<ul style="list-style-type: none"> Watch and discuss briefly in pairs. Answer Teacher's discussion questions.
SEC 4 5–15 min PLANNING	<ul style="list-style-type: none"> Give students 10 minutes to brainstorm bullet points for ALL 3 spider diagram questions. 	<ul style="list-style-type: none"> Create your Spidergram bullet points (Who / When / What / Why).
SEC 5 15–35 min SPEAKING CIRCUIT	<ul style="list-style-type: none"> Run 4-3-2 Speaking circuit in pairs. Students stand and move around the room. 	<ul style="list-style-type: none"> Repeat your answer 2x alone – faster each round. Round 3 with a partner to push you to speak fast; minimum 2 mins.
SEC 6 35–40 min REVIEW	<ul style="list-style-type: none"> Review and correct errors on board. Exit Ticket: ask for one idiomatic sentence to leave class. 	<ul style="list-style-type: none"> Write corrected errors from the board into your books. Say one idiomatic sentence to leave the class.

CUT IN LAB MODE

Sec 2 • 3 – Input, Vocab Drill and Writing HW dropped from classroom (handled with AI feedback in the lab).

HOMEWORK Tasks A–C (Shadowing, Memorising, Tongue Twisters) for fast-finishers.

 Target Vocabulary & Idioms
Fulfilling 令人满足的

Fulfill v · Fulfillment N

Prestigious 有声望的

Prestige N

Qualified 合格的 / 胜任的

Qualify v · Qualification N

Adaptable 适应力强的

Adaptability N

Challenging 充满挑战的

Challenge N/V

Demanding 要求高的 / 费力的

Demand V/N

Lucrative 赚钱的

More lucrative Comp

 IDIOMS

Climb the career ladder V2 Climbed

步步高升

Dream job Noun Phrase

梦寐以求的工作

Make a living V2 Made


养家糊口

 Part 2 Model Question: Describe your perfect job.

You should say: **What** it is, **Where** you heard about it, **What** you need to learn to get the job, **And** explain why you think it is your perfect job.

 Band 7 Model Answer

To begin with, my dream job (理想的工作) is to become an architect, because I am highly adaptable (适应力强的), and I love designing things. **Actually**, I first heard about this exciting profession from a documentary on television. **To get this job**, I need to become fully qualified (合格的 / 胜任的) by studying advanced mathematics. **I know**, it is a very demanding (要求高的 / 费力的) and challenging (充满挑战的) field to enter. **However**, I want to climb the career ladder (在职业阶梯上晋升) and work for a prestigious (有声望的) company. **Ultimately**, it is perfect because it is both a lucrative (赚钱的) way to make a living (谋生) and incredibly fulfilling (令人满足的).

 **Analysis:** Look for the **Red** sentence (3 clauses) and **Blue** words (Transitions).
Use a 3-Clause sentence in the **FIRST** sentence every time.

Brainstorming MindMap Part 2: Q1

Describe a family member who you are proud of. You should say: **Who** this person is, **When** this happened, **What** this person did, **And** explain why you felt proud.

1. WHAT:

A baker

2. WHERE:

Online video

PERFECT
JOB

3. WHAT:

Baking techniques

4. WHY:

Love sweet food

 **Activity: Stand up! Find a new partner on the whiteboard.**

Part 2: Q2

Describe a useful skill you would like to learn in the future. You should say: **What** the skill is, **How** you would learn it, **Why** this skill is useful, **And** explain how learning this skill would change your life.

1. WHAT:

Cooking well

2. HOW:

Watch videos

USEFUL
SKILL

3. WHY:

Save money

4. HOW:

Feel proud

Part 2: Q3

Describe an important goal you hope to achieve in the next few years. You should say: **What** the goal is, **Why** this goal is important to you, **What** steps you need to take, **And** explain how you will feel when you achieve it.

1. WHAT:

Get a degree

2. WHY:

Better future

IMPORTANT
GOAL

3. WHAT:

Study every day

4. HOW:

Very happy

Learning Objectives

- **Logic:** Use O.R.E. logic to answer Part 3 questions.
- **Vocab:** Use Abstract Nouns (e.g., *Automation*).
- **Speaking:** Discuss abstract ideas about perfect jobs.

Criteria

"I can answer 3 abstract questions about Your Perfect Job using O.R.E."

Differentiation

Band 5.0 (Support)

- Sentence Starter: 'In my opinion...'
- Peer Check: Specific personal questions

Band 6.0+ (Stretch)

- Transitions: 'Undeniably...!', 'It is widely acknowledged that...!'
- Peer Check: Challenge questions about family members (e.g., 'Is this always true?').

PLAN A

Lesson Procedure – Classroom Only

80 MIN

Default plan. Five phases, full 80-min classroom delivery for Part 3 abstract questions.

TIME	TEACHER	STUDENTS
SEC 1 0–10 min INTRO	<ul style="list-style-type: none"> • Choose 5-min Bilibili warm-up video. • Explain that Part 3 is about 'World', not 'Self'. 	<ul style="list-style-type: none"> • Watch the video and discuss in pairs. • Be ready to give opinions when called on.
SEC 2 10–25 min LOGIC INPUT	<ul style="list-style-type: none"> • Teach the O.R.E. framework (Opinion → Reason → Example). • Check understanding of idioms and vocab with CCQs. • Play model answer with UK / US / Both TTS accents on screen. 	<ul style="list-style-type: none"> • Answer the CCQs on vocab. • Repeat pronunciation of TTS in UK or US accent.
SEC 3 25–50 min PLANNING	<ul style="list-style-type: none"> • Guide planning of Q1–Q6 answers – 5 min per question. • Correct grammar/vocab live on the board as students write. 	<ul style="list-style-type: none"> • Stand up. Write on boards. • Write full O.R.E. answers for Q1–Q2. • Bullet points for Q3–Q6.
SEC 4 50–70 min SPEAKING CIRCUIT	<ul style="list-style-type: none"> • Run 4-3-2 Speaking circuit in pairs. Students stand and move around the room. • Run spot tests. Correct errors. 	<ul style="list-style-type: none"> • Repeat your answer 2× alone – faster each round. • Round 3 with a partner to push you to speak fast – minimum 1 min.
SEC 5 70–80 min REVIEW	<ul style="list-style-type: none"> • Review and correct errors on the board. • Exit Ticket: ask for one idiomatic sentence to leave class. 	<ul style="list-style-type: none"> • Write corrected errors from the board into your books. • Say one idiomatic sentence to leave the class.

HOMEWORK Record all Part 3 answers using the interactive lessons. Memorise and record next week's Part 2 model answer.

Interactive Lessons MUST use Microsoft Edge Browser for High Quality Natural TTS Voices.

PLAN B

Lesson Procedure – Computer Lab + Classroom

40 + 40 MIN

Use when AI-supervised practice is available. Recording Homework and Shadowing move to the lab; classroom keeps the high-pressure live speaking circuit.

COMPUTER LAB • 40 MIN • SUPERVISED


TIME	TEACHER	STUDENTS
SEC 2 0–20 min RECORDING HOMEWORK	<ul style="list-style-type: none"> On LAST LESSON's Interactive Handout: Students record answers to all Part 3 answers in the Interactive Student Handout. 	<ul style="list-style-type: none"> Record all 6 Part 3 answers from LAST LESSON.
SEC 3 20–40 min SHADOW & RECORD	<ul style="list-style-type: none"> From TODAY's Lesson's Interactive Handout. Observe: TTS pronunciation practice – individual words, sentence by sentence, whole model answers. Students can choose to build UK or US native sounding accents. 	<ul style="list-style-type: none"> Shadow / Record / Listen to all target vocab and Model answer using UK/US TTS until pronunciation is clean.

CLASSROOM • 40 MIN

TIME	TEACHER	STUDENTS
SEC 1 0–5 min INTRO	<ul style="list-style-type: none"> Play the 5-min Bilibili warm-up video. 	<ul style="list-style-type: none"> Watch the video and discuss in pairs. Be ready to give opinions when called on.
SEC 4 5–35 min FLUENCY DRILL	<ul style="list-style-type: none"> Run 4-3-2 Speaking circuit in pairs. Students stand and move around the room. 	<ul style="list-style-type: none"> Repeat your answer 2× alone – faster each round. Round 3 with a partner to push you to speak fast minimum 1 min answers.
SEC 5 35–40 min REVIEW	<ul style="list-style-type: none"> Review and correct errors on the board. Exit Ticket: Ask for one idiomatic sentence to leave class. 	<ul style="list-style-type: none"> Write corrected errors on the board into your books. Say one idiomatic sentence to leave the class.

CUT IN LAB MODE Sec 2 • 3 – Input and shadowing dropped from classroom (handled with TTS voices in the lab).

HOMEWORK Record all Part 3 answers. Memorise next week's Part 2 model answer.

 Abstract Vocabulary (7 Words + 3 Idioms)
Automation 自动化Automate v • Automatic Adj**Job security 工作保障**

Noun Phrase

Unemployment 失业Unemployed Adj**Motivation 动力 / 动机**Motivate v • Motivated Adj**Work-life balance 工作与生活的平衡**

Noun Phrase

Brain drain 人才流失

Noun Phrase

Prosperous 繁荣的Prosperity N **IDIOMS**Bring home the bacon V2 Brought

挣钱养家

Dead-end job Noun Phrase

死胡同

Think outside the box V2 Thought

打破常规


O Opinion •
 R Reason •
 E Example / Extension
Q1: What jobs do children want to do when they grow up?

OP Generally speaking, children often dream of becoming doctors or astronauts, as these roles seem highly heroic (英雄的). **RE** This is largely because, kids are heavily influenced by the media and the exciting cartoons they watch. **EX** For instance, watching a superhero movie might spark the initial motivation (动力 / 动机) to save lives when they are older.

- Police officer
- Want to protect
- Catching bad guys

Write your answer (Use O.R.E.):

 Band 5 Peer Check: Ask: 'When did you make your parents proud?'



 Band 6 Peer Check: Ask: 'Is getting good grades the only way to make parents proud?'

Q2: What should people consider when choosing jobs?

OP In my view, individuals must consider their personal interests, because passion is essential (必要的) for long-term career satisfaction. **RE** Furthermore, evaluating the level of job security (工作保障) is absolutely crucial in today's unpredictable global economy. **EX** For example, choosing a stable industry prevents the constant terrible fear of sudden unemployment (失业) during a financial crisis.

- Commute time
- Saves daily energy
- Working closer home

Write your answer (Use O.R.E.):

-  Band 5 Peer Check: Ask: 'How did your parents show they were proud?'
-  Band 6 Peer Check: Ask: 'Does praise make children more confident?'



 Part 3: Rapid Fire Discussion

Q3: Is salary the main reason people choose a certain job?

OP Admittedly, salary is a major factor, as everyone needs sufficient income to bring home the bacon (养家糊口). **RE** However, a high salary alone cannot compensate (补偿) for a toxic work environment or extreme daily stress. **EX** Consequently, many employees will actually accept a slightly lower wage if it guarantees a better work-life balance (工作与生活的平衡).

- No not always
- Company culture matters
- Friendly team environment

Write your answer (Use O.R.E.):

-  Band 5 Peer Check: Ask: 'How does this help you every day?'
-  Band 6 Peer Check: Ask: 'Is it bad to be too proud of yourself?'

Q4: When was the last time that you felt proud of yourself?

OP To be specific, I felt incredibly proud last month when I helped bridge a generation gap (代沟) between my grandfather and me. **RE** This was significant because, younger people and older relatives often struggle to comprehend (理解) each other. **EX** As an illustration, I taught him how to use a smartphone, which greatly improved our daily conversations.

- Finished tough project
- Required late nights
- School science fair

Your Bullet Point Notes:

- ✍ Band 5 Peer Check: Ask: 'Who shared this proud moment with you?'
- ✍ Band 6 Peer Check: Ask: 'Why is it good to feel proud of yourself?'

Q5: How does family pride contribute to the stability of a society?

OP It is widely acknowledged that, family pride creates a strong foundation, which ultimately leads to a more stable community. **RE** The core reason is that, people naturally want to protect and support their own flesh and blood (骨肉 / 亲人). **EX** For instance, families that respect each other are far less likely to commit crimes (犯罪) in public areas.

- Encourages mutual support
- Reduces poverty levels
- Sharing financial burdens

Your Bullet Point Notes:

- ✍ Band 5 Peer Check: Ask: 'How does a happy family help the neighborhood?'
- ✍ Band 6 Peer Check: Ask: 'Can too much family pride cause problems with others?'

Q6: Do you think the definition of "success" within families has changed between the past and the present?

OP Undeniably, the definition of success has evolved (演变), as modern families value personal happiness over just financial wealth. **RE** In the past, success simply meant being the main breadwinner (养家糊口的人) to provide basic necessities (必需品). **EX** Today, however, achieving a healthy work-life balance and pursuing individual passions are seen as equally important.

- Yes significantly shifted
- More dual incomes
- Mothers working globally

Your Bullet Point Notes:

- ✍ Band 5 Peer Check: Ask: 'What did 'success' mean to your grandparents?'
- ✍ Band 6 Peer Check: Ask: 'How will 'success' change in the future?'

1. Vocabulary Review (1m)

Translate & Match.

Word	Chinese	Synonym
1. Prestigious		() E. Reputable
2. Demanding		() D. Testing
3. Fulfilling		() C. Certified
4. Qualified		() A. Difficult
5. Challenging		() B. Satisfying

2. Error Correction (2m)

Edit with a pen.

- I am interested at this job.
- It is a prestige university.
- I need to make a live.
- This job is very bored.
- He work in a big company.

3. Writing Task: What is the most important factor in a job? (Write 50 words) (10 minutes)

Writing Instructions

- Go to Page 10 ("Writing Homework").
- Write your **first draft** in the top box.
- Use **AI** to correct grammar/vocabulary.
- Write the **polished version** by hand in to your textbook.

4. Recording Challenge

Part 1: AI Shadow Reading (20 mins) Do BEFORE Next Lesson

- Task A – Pre Shadowing:** Using the AI APP, Choose a US or UK accent and Shadow Read all model answers for next week (10 mins).
- Task B:** Memorise next week's part 2 Model Answer (5 mins).
- Task C – Tongue Twisters:** Use the AI APP for Pronunciation Practice (5 mins).

Part 2: Speaking Practice (20 mins) Do AFTER This Lesson

- Task A:** Use the AI APP to record and submit your answers for all 3 Part 2 Speaking questions for this week (3 × 2 minutes).
- Task B:** Use the AI APP to record and submit your answers for all Part 3 Questions (6 × 1 minute).

DO NOT READ YOUR ANSWERS INTO THE APP. Use complex sentences, transition phrases and this week's vocabulary and idioms.

IELTS Band 7 Challenge: Do additional shadowing free practice to perfect your pronunciation faster.

