



IELTS SPEAKING COURSE

WEEK 2

PLACES

WORKING ABROAD / FOREIGN COUNTRY

Learning Objectives

- **Speaking:** Speak fluently about Working Abroad / Foreign Country using Part 2 structure.
- **Vocab:** Use 7 target words (e.g., *Cosmopolitan*) in context.
- **Grammar:** Use narrative tenses or relevant grammar for working abroad.

Criteria

"I can speak for 2 mins about Working Abroad / Foreign Country using 2 idioms."

Differentiation

Band 5.0 (Support)

- Sentence Starter: 'This person is special because...'
- Peer Check: Specific personal questions

Band 6.0+ (Stretch)

- Transitions: 'Additionally...,' 'Furthermore...'
- Peer Check: Ask specific questions about family members.

PLAN A

Lesson Procedure – Classroom Only

80 MIN

Default plan. Six phases, full 80-min classroom delivery. AI-assisted homework remains unsupervised.

TIME	TEACHER	STUDENTS
SEC 1 0–10 min LEAD-IN	<ul style="list-style-type: none"> • Show a 5-min warmup Bilibili video on families. 	<ul style="list-style-type: none"> • Watch the video and discuss in pairs. • Be ready to give opinions when called on.
SEC 2 10–25 min INPUT	<ul style="list-style-type: none"> • Check understanding of idioms and vocab with CCQs. • Play model answer with UK / US / Both TTS accents on screen. 	<ul style="list-style-type: none"> • Repeat pronunciation of TTS in UK or US accent. • Answer the CCQs on vocab.
SEC 3 25–35 min VOCAB DRILL	<ul style="list-style-type: none"> • Drill pronunciation of vocab and test recall of recycled words. 	<ul style="list-style-type: none"> • Say your own sentences with vocabulary words and idioms to teacher.
SEC 4 35–50 min PLANNING	<ul style="list-style-type: none"> • Allow 10 minutes to plan answers on 3 spider diagrams with bullet point notes. • Circulate and assist lower-level students (check 4 branches). 	<ul style="list-style-type: none"> • Create your Spidergram notes (Who / When / What / Why).
SEC 5 50–75 min SPEAKING CIRCUIT	<ul style="list-style-type: none"> • Run 4-3-2 Speaking circuit in pairs. • Students stand and move around the room. 	<ul style="list-style-type: none"> • Repeat your answer 2× alone – faster each round. • Round 3 with a partner to push you to speak fast minimum 2 mins.
SEC 6 75–80 min REVIEW	<ul style="list-style-type: none"> • Review and correct errors on board. • Exit Ticket: Ask for one idiomatic sentence to leave class. 	<ul style="list-style-type: none"> • Write corrected errors on the board into your books. • Say one idiomatic sentence to leave the class.

HOMEWORK Writing draft + AI correction (Page 10). Online Recording and TTS tasks A–C (Shadowing, Memorising, Recording).

Interactive Lessons MUST use Microsoft Edge Browser for High Quality Natural TTS Voices.

PLAN B

Lesson Procedure – Computer Lab + Classroom

40 + 40 MIN

Use when AI-supervised practice is available. Input, Pronunciation Drills and Writing HW move to the lab; classroom shrinks to 40 min.

COMPUTER LAB • 40 MIN • SUPERVISED

TIME	TEACHER	STUDENTS
SEC 2 0–20 min WRITING HW	<ul style="list-style-type: none"> On LAST LESSON's Interactive Handout: Students type LAST lesson's Part 2 answer on Page 10 of the Interactive Student Handout, then AI correct. 	<ul style="list-style-type: none"> Type then AI correct YOUR LAST LESSON's Part 2 answer. Handwrite the AI polished version into your textbook.
SEC 3 20–40 min SHADOW & RECORD	<ul style="list-style-type: none"> From TODAY's Lesson's Interactive Handout. Observe: TTS pronunciation practice – individual words, sentence by sentence, whole model answer. Students can choose to build UK or US native sounding accents. 	<ul style="list-style-type: none"> Shadow / Record / Listen to all target vocab and Model answer using UK/US TTS until pronunciation is clean.


CLASSROOM • 40 MIN

TIME	TEACHER	STUDENTS
SEC 1 0–5 min LEAD-IN	<ul style="list-style-type: none"> Play the 5-min Bilibili warm-up video. Cold-call 2–3 students for opening thoughts. 	<ul style="list-style-type: none"> Watch and discuss briefly in pairs. Answer Teacher's discussion questions.
SEC 4 5–15 min PLANNING	<ul style="list-style-type: none"> Give students 10 minutes to brainstorm bullet points for ALL 3 spider diagram questions. 	<ul style="list-style-type: none"> Create your Spidergram bullet points (Who / When / What / Why).
SEC 5 15–35 min SPEAKING CIRCUIT	<ul style="list-style-type: none"> Run 4-3-2 Speaking circuit in pairs. Students stand and move around the room. 	<ul style="list-style-type: none"> Repeat your answer 2x alone – faster each round. Round 3 with a partner to push you to speak fast; minimum 2 mins.
SEC 6 35–40 min REVIEW	<ul style="list-style-type: none"> Review and correct errors on board. Exit Ticket: ask for one idiomatic sentence to leave class. 	<ul style="list-style-type: none"> Write corrected errors from the board into your books. Say one idiomatic sentence to leave the class.

CUT IN LAB MODE

Sec 2 • 3 – Input, Vocab Drill and Writing HW dropped from classroom (handled with AI feedback in the lab).

HOMEWORK Tasks A–C (Shadowing, Memorising, Tongue Twisters) for fast-finishers.

 Target Vocabulary & Idioms

Cosmopolitan 世界性的 / 国际化的

Cosmopolite N

Lucrative 利润丰厚的 / 赚钱的

More lucrative Comp

Immerse 沉浸

Immersion N · Immersed Adj

Adaptable 适应性强的

Adapt v · Adaptability N

Barrier 障碍

Barriers Pl

Diligent 勤奋的

Diligence N

Perspective 视角

Perspectives Pl

 IDIOMS

Culture shock Noun Phrase

水土不服 (loosely)

Broaden one's horizons V2 Broadened

大开眼界

Start from scratch V2 Started


白手起家

 Part 2 Model Question: Describe a foreign country where you'd like to work for a short time.

You should say: **Where** you would like to go, **What** kind of work you want to do, **When** you would like to go, **And** explain why you want to work in that place.

 Band 7 Model Answer

To be honest, I would love to work in London, which is a cosmopolitan (世界性的 / 国际化的) city, **because it offers many excellent opportunities**. **Personally**, I want to immerse (沉浸) myself in the culture and avoid any culture shock (文化冲击). **Hopefully**, I can find a lucrative (利润丰厚的 / 赚钱的) job in the technology sector soon. **I think**, working there will genuinely help me broaden one's horizons (开阔眼界). **Of course**, I am an adaptable (适应性强的) and diligent (勤奋的) person, so I will easily overcome any language barrier (障碍). **Even if**, I have to start from scratch (白手起家 / 从头开始), it will give me a new perspective (视角) on life.

 **Analysis:** Look for the **Red** sentence (3 clauses) and **Blue** words (Transitions).
Use a 3-Clause sentence in the **FIRST** sentence every time.

Brainstorming MindMap Part 2: Q1

Describe a family member who you are proud of. You should say: **Who** this person is, **When** this happened, **What** this person did, **And** explain why you felt proud.

1. WHERE:

Sydney Australia

2. WHAT:

Graphic design

FOREIGN
COUNTRY

3. WHEN:

Next summer

4. WHY:

Beautiful weather

 **Activity: Stand up! Find a new partner on the whiteboard.**

Part 2: Q2

Describe a country you would like to visit for a holiday. You should say: **Which** country it is, **What** you would like to see or do there, **How** you first heard about this place, **And** explain why you want to visit this country.

1. WHICH:

Thailand

2. WHAT:

Visit temples

COUNTRY
WOULD

3. HOW:

Travel video

4. WHY:

Love the food

Part 2: Q3

Describe a place you visited where you learned something about a different culture. You should say: **Where** this place is, **When** you went there, **What** you learned about the culture, **And** explain how this experience changed your thinking.

1. WHERE:

Beijing hutongs

2. WHEN:

Last winter

PLACE
VISITED

3. WHAT:

Old traditions

4. HOW:

More open-minded

Learning Objectives

- **Logic:** Use O.R.E. logic to answer Part 3 questions.
- **Vocab:** Use Abstract Nouns (e.g., *Globalization*).
- **Speaking:** Discuss abstract ideas about working abroad.

Criteria

"I can answer 3 abstract questions about Working Abroad / Foreign Country using O.R.E."

Differentiation

Band 5.0 (Support)

- Sentence Starter: 'In my opinion...'
- Peer Check: Specific personal questions

Band 6.0+ (Stretch)

- Transitions: 'Undeniably...!', 'It is widely acknowledged that...!'
- Peer Check: Challenge questions about family members (e.g., 'Is this always true?').

PLAN A

Lesson Procedure – Classroom Only

80 MIN

Default plan. Five phases, full 80-min classroom delivery for Part 3 abstract questions.

TIME	TEACHER	STUDENTS
<p>SEC 1</p> <p>0–10 min</p> <p>INTRO</p>	<ul style="list-style-type: none"> • Choose 5-min Bilibili warm-up video. • Explain that Part 3 is about 'World', not 'Self'. 	<ul style="list-style-type: none"> • Watch the video and discuss in pairs. • Be ready to give opinions when called on.
<p>SEC 2</p> <p>10–25 min</p> <p>LOGIC INPUT</p>	<ul style="list-style-type: none"> • Teach the O.R.E. framework (Opinion → Reason → Example). • Check understanding of idioms and vocab with CCQs. • Play model answer with UK / US / Both TTS accents on screen. 	<ul style="list-style-type: none"> • Answer the CCQs on vocab. • Repeat pronunciation of TTS in UK or US accent.
<p>SEC 3</p> <p>25–50 min</p> <p>PLANNING</p>	<ul style="list-style-type: none"> • Guide planning of Q1–Q6 answers – 5 min per question. • Correct grammar/vocab live on the board as students write. 	<ul style="list-style-type: none"> • Stand up. Write on boards. • Write full O.R.E. answers for Q1–Q2. • Bullet points for Q3–Q6.
<p>SEC 4</p> <p>50–70 min</p> <p>SPEAKING CIRCUIT</p>	<ul style="list-style-type: none"> • Run 4-3-2 Speaking circuit in pairs. Students stand and move around the room. • Run spot tests. Correct errors. 	<ul style="list-style-type: none"> • Repeat your answer 2x alone – faster each round. • Round 3 with a partner to push you to speak fast – minimum 1 min.
<p>SEC 5</p> <p>70–80 min</p> <p>REVIEW</p>	<ul style="list-style-type: none"> • Review and correct errors on the board. • Exit Ticket: ask for one idiomatic sentence to leave class. 	<ul style="list-style-type: none"> • Write corrected errors from the board into your books. • Say one idiomatic sentence to leave the class.

HOMEWORK Record all Part 3 answers using the interactive lessons. Memorise and record next week's Part 2 model answer.

Interactive Lessons MUST use Microsoft Edge Browser for High Quality Natural TTS Voices.

PLAN B

Lesson Procedure – Computer Lab + Classroom

40 + 40 MIN

Use when AI-supervised practice is available. Recording Homework and Shadowing move to the lab; classroom keeps the high-pressure live speaking circuit.

COMPUTER LAB • 40 MIN • SUPERVISED

TIME	TEACHER	STUDENTS
SEC 2 0–20 min RECORDING HOMEWORK	<ul style="list-style-type: none"> On LAST LESSON's Interactive Handout: Students record answers to all Part 3 answers in the Interactive Student Handout. 	<ul style="list-style-type: none"> Record all 6 Part 3 answers from LAST LESSON.
SEC 3 20–40 min SHADOW & RECORD	<ul style="list-style-type: none"> From TODAY's Lesson's Interactive Handout. Observe: TTS pronunciation practice – individual words, sentence by sentence, whole model answers. Students can choose to build UK or US native sounding accents. 	<ul style="list-style-type: none"> Shadow / Record / Listen to all target vocab and Model answer using UK/US TTS until pronunciation is clean.

CLASSROOM • 40 MIN

TIME	TEACHER	STUDENTS
SEC 1 0–5 min INTRO	<ul style="list-style-type: none"> Play the 5-min Bilibili warm-up video. 	<ul style="list-style-type: none"> Watch the video and discuss in pairs. Be ready to give opinions when called on.
SEC 4 5–35 min FLUENCY DRILL	<ul style="list-style-type: none"> Run 4-3-2 Speaking circuit in pairs. Students stand and move around the room. 	<ul style="list-style-type: none"> Repeat your answer 2× alone – faster each round. Round 3 with a partner to push you to speak fast minimum 1 min answers.
SEC 5 35–40 min REVIEW	<ul style="list-style-type: none"> Review and correct errors on the board. Exit Ticket: Ask for one idiomatic sentence to leave class. 	<ul style="list-style-type: none"> Write corrected errors on the board into your books. Say one idiomatic sentence to leave the class.

CUT IN LAB MODE Sec 2 • 3 – Input and shadowing dropped from classroom (handled with TTS voices in the lab).

HOMEWORK Record all Part 3 answers. Memorise next week's Part 2 model answer.

Abstract Vocabulary (7 Words + 3 Idioms)

Globalization 全球化

Global Adj • Globalize v

Integration 融合 / 一体化

Integrate v • Integrated Adj

Discrimination 歧视

Discriminate v

Brain drain 人才流失

Noun Phrase

Prosperous 繁荣的

Prosperity N • Prosper v

Harmony 和谐

Harmonious Adj

Inspiring 鼓舞人心的

Inspire v

IDIOMS

A melting pot Noun Phrase

大熔炉

When in Rome, do as the Romans do Proverb

入乡随俗

Language barrier Noun Phrase

言语不通

O Opinion • **R** Reason • **E** Example / Extension

Q1: What kind of job is easy to get in a foreign country?

OP Generally speaking, jobs in the restaurant sector are the easiest to secure, as they require fewer formal qualifications. **RE** This is because, these entry-level roles usually welcome a highly diverse workforce. **EX** For example, international students often find quick work in local cafes to bypass the initial language barrier (语言障碍).

- Construction work
- High physical demand
- Building new homes

Write your answer (Use O.R.E.):

Band 5 Peer Check: Ask: 'When did you make your parents proud?'


Band 6 Peer Check: Ask: 'Is getting good grades the only way to make parents proud?'


Q2: Should young people work abroad?

OP In my view, young people should definitely try to work overseas, because it provides an incredibly inspiring (鼓舞人心的) life experience. **RE** The main reason is that, international travel fosters rapid personal growth and deepens cultural integration (融合 / 一体化). **EX** For instance, living in a foreign melting pot (大熔炉 (多种文化融合)) teaches young professionals how to become independent quickly.

- Yes absolutely
- Builds strong character
- Living alone abroad

Write your answer (Use O.R.E.):

 Band 5 Peer Check: Ask: 'How did your parents show they were proud?'

 Band 6 Peer Check: Ask: 'Does praise make children more confident?'


Part 3: Rapid Fire Discussion

Q3: Do Chinese parents encourage their children to work abroad?

OP Admittedly, many Chinese parents do encourage working abroad, as they believe it leads to a more prosperous (繁荣的) future. **RE** This is due to the fact that, global experience can significantly enhance (提升) a resume in today's job market. **EX** As an illustration, parents often support their children financially so they can benefit from ongoing globalization (全球化).

- Yes they do
- Learn advanced skills
- Studying medical science

Write your answer (Use O.R.E.):

 Band 5 Peer Check: Ask: 'How does this help you every day?'

 Band 6 Peer Check: Ask: 'Is it bad to be too proud of yourself?'

Q4: When was the last time that you felt proud of yourself?

OP To be specific, I felt incredibly proud last month when I helped bridge a generation gap (代沟) between my grandfather and me. **RE** This was significant because, younger people and older relatives often struggle to comprehend (理解) each other. **EX** As an illustration, I taught him how to use a smartphone, which greatly improved our daily conversations.

- Finished tough project
- Required late nights
- School science fair

Your Bullet Point Notes:

- ✍ Band 5 Peer Check: Ask: 'Who shared this proud moment with you?'
- ✍ Band 6 Peer Check: Ask: 'Why is it good to feel proud of yourself?'

Q5: How does family pride contribute to the stability of a society?

OP It is widely acknowledged that, family pride creates a strong foundation, which ultimately leads to a more stable community. **RE** The core reason is that, people naturally want to protect and support their own flesh and blood (骨肉 / 亲人). **EX** For instance, families that respect each other are far less likely to commit crimes (犯罪) in public areas.

- Encourages mutual support
- Reduces poverty levels
- Sharing financial burdens

Your Bullet Point Notes:

- ✍ Band 5 Peer Check: Ask: 'How does a happy family help the neighborhood?'
- ✍ Band 6 Peer Check: Ask: 'Can too much family pride cause problems with others?'

Q6: Do you think the definition of "success" within families has changed between the past and the present?

OP Undeniably, the definition of success has evolved (演变), as modern families value personal happiness over just financial wealth. **RE** In the past, success simply meant being the main breadwinner (养家糊口的人) to provide basic necessities (必需品). **EX** Today, however, achieving a healthy work-life balance and pursuing individual passions are seen as equally important.

- Yes significantly shifted
- More dual incomes
- Mothers working globally

Your Bullet Point Notes:

- ✍ Band 5 Peer Check: Ask: 'What did 'success' mean to your grandparents?'
- ✍ Band 6 Peer Check: Ask: 'How will 'success' change in the future?'

1. Vocabulary Review (1m)

Translate & Match.

Word	Chinese	Synonym
1. Lucrative		() A. Submerge / Dive in
2. Barrier		() D. Profitable
3. Immerse		() E. Obstacle
4. Adaptable		() C. International
5. Cosmopolitan		() B. Flexible

2. Error Correction (2m)

Edit with a pen.

- I want go to abroad.
- There are many barriers for foreigners.
- Although it is hard, but I will try.
- It is a lucrative work.
- I faced a culture shocks.

3. Writing Task: Why do you want to work abroad? (Write 50 words) (10 minutes)

Writing Instructions

- Go to Page 10 ("Writing Homework").
- Write your **first draft** in the top box.
- Use **AI** to correct grammar/vocabulary.
- Write the **polished version** by hand in to your textbook.

4. Recording Challenge

Part 1: AI Shadow Reading (20 mins) Do BEFORE Next Lesson

- Task A – Pre Shadowing:** Using the AI APP, Choose a US or UK accent and Shadow Read all model answers for next week (10 mins).
- Task B:** Memorise next week's part 2 Model Answer (5 mins).
- Task C – Tongue Twisters:** Use the AI APP for Pronunciation Practice (5 mins).

Part 2: Speaking Practice (20 mins) Do AFTER This Lesson

- Task A:** Use the AI APP to record and submit your answers for all 3 Part 2 Speaking questions for this week (3 × 2 minutes).
- Task B:** Use the AI APP to record and submit your answers for all Part 3 Questions (6 × 1 minute).

DO NOT READ YOUR ANSWERS INTO THE APP. Use complex sentences, transition phrases and this week's vocabulary and idioms.

IELTS Band 7 Challenge: Do additional shadowing free practice to perfect your pronunciation faster.

