

IELTS SPEAKING COURSE

WEEK 1

PEOPLE

A FAMILY MEMBER YOU ARE PROUD OF

Learning Objectives

- **Speaking:** Speak fluently about A Family Member You Are Proud Of using Part 2 structure.
- **Vocab:** Use 7 target words (e.g., *Diligent*) in context.
- **Grammar:** Use narrative tenses or relevant grammar for family members.

Criteria

"I can speak for 2 mins about A Family Member You Are Proud Of using 2 idioms."

Differentiation

Band 5.0 (Support)

- Sentence Starter: 'This person is special because...'
- Peer Check: Specific personal questions

Band 6.0+ (Stretch)

- Transitions: 'Additionally...!', 'Furthermore...!'
- Peer Check: Ask specific questions about family members.

PLAN A

Lesson Procedure – Classroom Only

80 MIN

Default plan. Six phases, full 80-min classroom delivery. AI-assisted homework remains unsupervised.

TIME	TEACHER	STUDENTS
SEC 1 0–10 min LEAD-IN	<ul style="list-style-type: none"> • Show a 5-min warmup Bilibili video on families. 	<ul style="list-style-type: none"> • Watch the video and discuss in pairs. • Be ready to give opinions when called on.
SEC 2 10–25 min INPUT	<ul style="list-style-type: none"> • Check understanding of idioms and vocab with CCQs. • Play model answer with UK / US / Both TTS accents on screen. 	<ul style="list-style-type: none"> • Repeat pronunciation of TTS in UK or US accent. • Answer the CCQs on vocab.
SEC 3 25–35 min VOCAB DRILL	<ul style="list-style-type: none"> • Drill pronunciation of vocab and test recall of recycled words. 	<ul style="list-style-type: none"> • Say your own sentences with vocabulary words and idioms to teacher.
SEC 4 35–50 min PLANNING	<ul style="list-style-type: none"> • Allow 10 minutes to plan answers on 3 spider diagrams with bullet point notes. • Circulate and assist lower-level students (check 4 branches). 	<ul style="list-style-type: none"> • Create your Spidergram notes (Who / When / What / Why).
SEC 5 50–75 min SPEAKING CIRCUIT	<ul style="list-style-type: none"> • Run 4-3-2 Speaking circuit in pairs. • Students stand and move around the room. 	<ul style="list-style-type: none"> • Repeat your answer 2× alone – faster each round. • Round 3 with a partner to push you to speak fast minimum 2 mins.
SEC 6 75–80 min REVIEW	<ul style="list-style-type: none"> • Review and correct errors on board. • Exit Ticket: Ask for one idiomatic sentence to leave class. 	<ul style="list-style-type: none"> • Write corrected errors on the board into your books. • Say one idiomatic sentence to leave the class.

HOMEWORK Writing draft + AI correction (Page 10). Online Recording and TTS tasks A–C (Shadowing, Memorising, Recording).

Interactive Lessons MUST use Microsoft Edge Browser for High Quality Natural TTS Voices.

PLAN B

Lesson Procedure – Computer Lab + Classroom

40 + 40 MIN

Use when AI-supervised practice is available. Input, Pronunciation Drills and Writing HW move to the lab; classroom shrinks to 40 min.

COMPUTER LAB • 40 MIN • SUPERVISED

TIME	TEACHER	STUDENTS
<p>SEC 2</p> <p>0–20 min</p> <p>WRITING HW</p>	<ul style="list-style-type: none"> On LAST LESSON's Interactive Handout: Students type LAST lesson's Part 2 answer on Page 10 of the Interactive Student Handout, then AI correct. 	<ul style="list-style-type: none"> Type then AI correct YOUR LAST LESSON's Part 2 answer. Handwrite the AI polished version into your textbook.
<p>SEC 3</p> <p>20–40 min</p> <p>SHADOW & RECORD</p>	<ul style="list-style-type: none"> From TODAY's Lesson's Interactive Handout. Observe: TTS pronunciation practice – individual words, sentence by sentence, whole model answer. Students can choose to build UK or US native sounding accents. 	<ul style="list-style-type: none"> Shadow / Record / Listen to all target vocab and Model answer using UK/US TTS until pronunciation is clean.


CLASSROOM • 40 MIN

TIME	TEACHER	STUDENTS
<p>SEC 1</p> <p>0–5 min</p> <p>LEAD-IN</p>	<ul style="list-style-type: none"> Play the 5-min Bilibili warm-up video. Cold-call 2–3 students for opening thoughts. 	<ul style="list-style-type: none"> Watch and discuss briefly in pairs. Answer Teacher's discussion questions.
<p>SEC 4</p> <p>5–15 min</p> <p>PLANNING</p>	<ul style="list-style-type: none"> Give students 10 minutes to brainstorm bullet points for ALL 3 spider diagram questions. 	<ul style="list-style-type: none"> Create your Spidergram bullet points (Who / When / What / Why).
<p>SEC 5</p> <p>15–35 min</p> <p>SPEAKING CIRCUIT</p>	<ul style="list-style-type: none"> Run 4-3-2 Speaking circuit in pairs. Students stand and move around the room. 	<ul style="list-style-type: none"> Repeat your answer 2x alone – faster each round. Round 3 with a partner to push you to speak fast; minimum 2 mins.
<p>SEC 6</p> <p>35–40 min</p> <p>REVIEW</p>	<ul style="list-style-type: none"> Review and correct errors on board. Exit Ticket: ask for one idiomatic sentence to leave class. 	<ul style="list-style-type: none"> Write corrected errors from the board into your books. Say one idiomatic sentence to leave the class.

CUT IN LAB MODE

Sec 2 • 3 – Input, Vocab Drill and Writing HW dropped from classroom (handled with AI feedback in the lab).

HOMEWORK Tasks A–C (Shadowing, Memorising, Tongue Twisters) for fast-finishers.

 Target Vocabulary & Idioms
Diligent 勤奋的Diligence **N** · Diligently **Adv****Inspiring** 鼓舞人心的Inspire **V** · Inspiration **N****Selfless** 无私的Selflessly **Adv** · Selflessness **N****Accomplished** 有造诣的 / 成功的Accomplish **V** · Accomplishment **N****Considerate** 体贴的Consider **V** · Consideration **N****Generous** 慷慨的Generosity **N****Devoted** 挚爱的 / 忠诚的Devotion **N** · Devote **V**
 IDIOMS
Go the extra mile **V2** Went

再接再厉

Look up to **V2** Looked

仰视

A heart of gold **Noun Phrase**


菩萨心肠

 Part 2 Model Question: Describe a family member who you are proud of.

You should say: **Who** this person is, **When** this happened, **What** this person did, **And** explain why you felt proud.

 Band 7 Model Answer

To begin with, I want to talk about my uncle, who is an accomplished (有造诣的 / 成功的) doctor, because I truly look up to (敬仰) him. Actually, he is a very diligent (勤奋的) person who always puts others first. Whenever his patients need help, he is considerate (体贴的) and completely selfless (无私的). In fact, he has a generous (慷慨的) nature and essentially has a heart of gold (心地善良). For example, he will always go the extra mile (加倍努力) to ensure (确保) everyone is safe. I think, seeing his devoted (挚爱的 / 忠诚的) attitude is highly inspiring (鼓舞人心的) to me. To be honest, I felt so proud when he saved a life last year.

 **Analysis:** Look for the **Red** sentence (3 clauses) and **Blue** words (Transitions).

Use a 3-Clause sentence in the **FIRST** sentence every time.

Brainstorming MindMap Part 2: Q1

Describe a family member who you are proud of. You should say: **Who** this person is, **When** this happened, **What** this person did, **And** explain why you felt proud.

1. WHO:

Older sister

2. WHEN:

Last month

FAMILY
MEMBER

3. WHAT:

Graduated college

4. WHY:

Felt inspired

 **Activity: Stand up! Find a new partner on the whiteboard.**

Part 2: Q2

Describe a teacher who has helped you learn something important. You should say: **Who** this teacher is, **What** subject they teach, **What** important thing you learned from them, **And** explain why this teacher is special to you.

1. WHO:

My art teacher

2. WHAT:

Drawing class

TEACHER

3. WHAT:

Be creative

4. WHY:

Changed my life

Part 2: Q3

Describe a neighbor or family friend who is a good person. You should say: **Who** this person is, **How** long you have known them, **What** kind things they do for others, **And** explain why you think they are a good person.

1. WHO:

Mrs. Chen next door

2. HOW:

Over eight years

NEIGHBOR
OR

3. WHAT:

Cooks for elderly

4. WHY:

Very warm

Learning Objectives

- **Logic:** Use O.R.E. logic to answer Part 3 questions.
- **Vocab:** Use Abstract Nouns (e.g., *Generation gap*).
- **Speaking:** Discuss abstract ideas about family members.

Criteria

"I can answer 3 abstract questions about A Family Member You Are Proud Of using O.R.E."

Differentiation

Band 5.0 (Support)

- Sentence Starter: 'In my opinion...'
- Peer Check: Specific personal questions

Band 6.0+ (Stretch)

- Transitions: 'Undeniably...!', 'It is widely acknowledged that...'
- Peer Check: Challenge questions about family members (e.g., 'Is this always true?').

PLAN A

Lesson Procedure – Classroom Only

80 MIN

Default plan. Five phases, full 80-min classroom delivery for Part 3 abstract questions.

TIME	TEACHER	STUDENTS
SEC 1 0–10 min INTRO	<ul style="list-style-type: none"> • Choose 5-min Bilibili warm-up video. • Explain that Part 3 is about 'World', not 'Self'. 	<ul style="list-style-type: none"> • Watch the video and discuss in pairs. • Be ready to give opinions when called on.
SEC 2 10–25 min LOGIC INPUT	<ul style="list-style-type: none"> • Teach the O.R.E. framework (Opinion → Reason → Example). • Check understanding of idioms and vocab with CCQs. • Play model answer with UK / US / Both TTS accents on screen. 	<ul style="list-style-type: none"> • Answer the CCQs on vocab. • Repeat pronunciation of TTS in UK or US accent.
SEC 3 25–50 min PLANNING	<ul style="list-style-type: none"> • Guide planning of Q1–Q6 answers – 5 min per question. • Correct grammar/vocab live on the board as students write. 	<ul style="list-style-type: none"> • Stand up. Write on boards. • Write full O.R.E. answers for Q1–Q2. • Bullet points for Q3–Q6.
SEC 4 50–70 min SPEAKING CIRCUIT	<ul style="list-style-type: none"> • Run 4-3-2 Speaking circuit in pairs. Students stand and move around the room. • Run spot tests. Correct errors. 	<ul style="list-style-type: none"> • Repeat your answer 2× alone – faster each round. • Round 3 with a partner to push you to speak fast – minimum 1 min.
SEC 5 70–80 min REVIEW	<ul style="list-style-type: none"> • Review and correct errors on the board. • Exit Ticket: ask for one idiomatic sentence to leave class. 	<ul style="list-style-type: none"> • Write corrected errors from the board into your books. • Say one idiomatic sentence to leave the class.

HOMEWORK Record all Part 3 answers using the interactive lessons. Memorise and record next week's Part 2 model answer.

 Interactive Lessons MUST use Microsoft Edge Browser for High Quality Natural TTS Voices.

PLAN B

 Lesson Procedure – Computer Lab + Classroom

40 + 40 MIN

Use when AI-supervised practice is available. Recording Homework and Shadowing move to the lab; classroom keeps the high-pressure live speaking circuit.

COMPUTER LAB • 40 MIN • SUPERVISED

TIME	TEACHER	STUDENTS
SEC 2 0–20 min RECORDING HOMEWORK	<ul style="list-style-type: none"> On LAST LESSON's Interactive Handout: Students record answers to all Part 3 answers in the Interactive Student Handout. 	<ul style="list-style-type: none"> Record all 6 Part 3 answers from LAST LESSON.
SEC 3 20–40 min SHADOW & RECORD	<ul style="list-style-type: none"> From TODAY's Lesson's Interactive Handout. Observe: TTS pronunciation practice – individual words, sentence by sentence, whole model answers. Students can choose to build UK or US native sounding accents. 	<ul style="list-style-type: none"> Shadow / Record / Listen to all target vocab and Model answer using UK/US TTS until pronunciation is clean.

CLASSROOM • 40 MIN

TIME	TEACHER	STUDENTS
SEC 1 0–5 min INTRO	<ul style="list-style-type: none"> Play the 5-min Bilibili warm-up video. 	<ul style="list-style-type: none"> Watch the video and discuss in pairs. Be ready to give opinions when called on.
SEC 4 5–35 min FLUENCY DRILL	<ul style="list-style-type: none"> Run 4-3-2 Speaking circuit in pairs. Students stand and move around the room. 	<ul style="list-style-type: none"> Repeat your answer 2x alone – faster each round. Round 3 with a partner to push you to speak fast minimum 1 min answers.
SEC 5 35–40 min REVIEW	<ul style="list-style-type: none"> Review and correct errors on the board. Exit Ticket: Ask for one idiomatic sentence to leave class. 	<ul style="list-style-type: none"> Write corrected errors on the board into your books. Say one idiomatic sentence to leave the class.

CUT IN LAB MODE Sec 2 • 3 – Input and shadowing dropped from classroom (handled with TTS voices in the lab).

HOMEWORK Record all Part 3 answers. Memorise next week's Part 2 model answer.

Abstract Vocabulary (7 Words + 3 Idioms)

Generation gap 代沟

Generational Adj

Instill 灌输 (价值观)

Instilled V2 • Instillation N

Perspective 观点 / 视角

Perspectives Pl

Breadwinner 养家糊口的人

Breadwinners Pl

Harmony 和谐

Harmonious Adj

Appreciate 感激 / 欣赏

Appreciation N

Guidance 指导

Guide V

IDIOMS

Follow in someone's footsteps V2 Followed

步人后尘 (neutral sense)

The apple doesn't fall far from the tree Proverb

有其父必有其子

Flesh and blood Noun Phrase

骨肉至亲

Opinion • Reason • Example / Extension

Q1: What would children do to make their parents proud?

OP Generally speaking, children can make their parents proud by excelling in their education, as academic success is highly valued. **RE** This is because, parents often sacrifice (牺牲) time to instill (灌输 (价值观)) good study habits in their kids. **EX** For instance, when a student achieves top grades, parents truly appreciate (感激 / 欣赏) the immense effort shown.

- Help with chores
- Shows great maturity
- Washing the dishes

Write your answer (Use O.R.E.):

Band 5 Peer Check: Ask: 'When did you make your parents proud?'



Band 6 Peer Check: Ask: 'Is getting good grades the only way to make parents proud?'

Q2: What did you do to make your parents proud when you were young?

OP Looking back, I made my parents proud when I decided to follow in someone's footsteps (继承衣钵 / 效法) by learning the piano. **RE** The primary reason is that, my mother is a musician who wanted me to share her passion. **EX** As an example, performing well at my first recital (独奏会) proved that the apple doesn't fall far from the tree (有其父必有其子).

- Won sports medal
- Required hard training
- Swimming competition victory

Write your answer (Use O.R.E.):

-  Band 5 Peer Check: Ask: 'How did your parents show they were proud?'
-  Band 6 Peer Check: Ask: 'Does praise make children more confident?'



Part 3: Rapid Fire Discussion

Q3: What advantages of yours make you proud?

OP From my perspective (观点 / 视角), I am most proud of my ability to maintain peace, because it creates harmony (和谐) in my social circles. **RE** This is largely due to the fact that, resolving disputes (争端) requires immense patience and excellent communication skills. **EX** For example, whenever my classmates argue, I step in to offer calm guidance (指导) to resolve the issue.

- Fast language learner
- Opens career paths
- Passing English exams

Write your answer (Use O.R.E.):

-  Band 5 Peer Check: Ask: 'How does this help you every day?'
-  Band 6 Peer Check: Ask: 'Is it bad to be too proud of yourself?'

Q4: When was the last time that you felt proud of yourself?

OP To be specific, I felt incredibly proud last month when I helped bridge a generation gap (代沟) between my grandfather and me. **RE** This was significant because, younger people and older relatives often struggle to comprehend (理解) each other. **EX** As an illustration, I taught him how to use a smartphone, which greatly improved our daily conversations.

- Finished tough project
- Required late nights
- School science fair

Your Bullet Point Notes:

- ✍ Band 5 Peer Check: Ask: 'Who shared this proud moment with you?'
- ✍ Band 6 Peer Check: Ask: 'Why is it good to feel proud of yourself?'

Q5: How does family pride contribute to the stability of a society?

OP It is widely acknowledged that, family pride creates a strong foundation, which ultimately leads to a more stable community. **RE** The core reason is that, people naturally want to protect and support their own flesh and blood (骨肉 / 亲人). **EX** For instance, families that respect each other are far less likely to commit crimes (犯罪) in public areas.

- Encourages mutual support
- Reduces poverty levels
- Sharing financial burdens

Your Bullet Point Notes:

- ✍ Band 5 Peer Check: Ask: 'How does a happy family help the neighborhood?'
- ✍ Band 6 Peer Check: Ask: 'Can too much family pride cause problems with others?'

Q6: Do you think the definition of "success" within families has changed between the past and the present?

OP Undeniably, the definition of success has evolved (演变), as modern families value personal happiness over just financial wealth. **RE** In the past, success simply meant being the main breadwinner (养家糊口的人) to provide basic necessities (必需品). **EX** Today, however, achieving a healthy work-life balance and pursuing individual passions are seen as equally important.

- Yes significantly shifted
- More dual incomes
- Mothers working globally

Your Bullet Point Notes:

- ✍ Band 5 Peer Check: Ask: 'What did 'success' mean to your grandparents?'
- ✍ Band 6 Peer Check: Ask: 'How will 'success' change in the future?'

1. Vocabulary Review (1m)

Translate & Match.

Word	Chinese	Synonym
1. Diligent		() E. Altruistic
2. Inspiring		() B. Thoughtful
3. Selfless		() D. Encouraging
4. Accomplished		() A. Successful
5. Considerate		() C. Hard-working

2. Error Correction (2m)

Edit with a pen.

1. She is very diligent person.
2. I am admire him very much.
3. He has a heart of golding.
4. We are friends since 10 years.
5. He encourage me to study hard.

3. Writing Task: Describe a time your family member helped you. (Write 50 words) (10 minutes)

Writing Instructions

- 1 Go to Page 10 ("Writing Homework").
- 2 Write your **first draft** in the top box.
- 3 Use **AI** to correct grammar/vocabulary.
- 4 Write the **polished version** by hand in to your textbook.

4. Recording Challenge

Part 1: AI Shadow Reading (20 mins) 🕒 Do BEFORE Next Lesson

- a **Task A – Pre Shadowing:** Using the AI APP, Choose a US or UK accent and Shadow Read all model answers for next week (10 mins).
- b **Task B:** Memorise next week's part 2 Model Answer (5 mins).
- c **Task C – Tongue Twisters:** Use the AI APP for Pronunciation Practice (5 mins).

Part 2: Speaking Practice (20 mins) ✅ Do AFTER This Lesson

- a **Task A:** Use the AI APP to record and submit your answers for all 3 Part 2 Speaking questions for this week (3 × 2 minutes).
- b **Task B:** Use the AI APP to record and submit your answers for all Part 3 Questions (6 × 1 minute).

DO NOT READ YOUR ANSWERS INTO THE APP. Use complex sentences, transition phrases and this week's vocabulary and idioms.

IELTS Band 7 Challenge: Do additional shadowing free practice to perfect your pronunciation faster.

